


Note: Some designs in this collection may have been created using unique special stitches and/or techniques. To preserve design integrity when rescaling or rotating designs in your software, always rescale or rotate designs using the handles directly on-screen.



80069-01 Anchor Appliqué
5.63 X 7.31 in.
143.00 X 185.67 mm
3,116 St. L



80069-02 Sneaker Appliqué
8.16 X 4.80 in.
207.26 X 121.92 mm
4,370 St. L



80069-03 Toy Tricycle Appliqué
5.86 X 5.30 in.
148.84 X 134.62 mm
2,788 St. L



80069-04 Cassette Appliqué
5.88 X 3.90 in.
149.35 X 99.06 mm
4,631 St. L



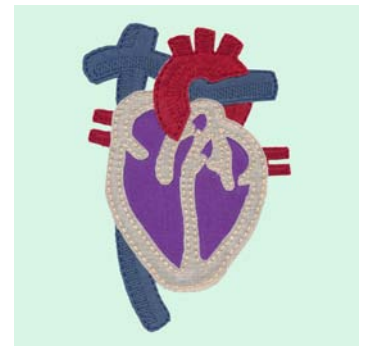
80069-05 Deer Head Appliqué
4.42 X 6.50 in.
112.27 X 165.10 mm
1,844 St. L




80069-06 Fox with Scarf Appliqué
4.95 X 5.94 in.
125.73 X 150.88 mm
3,416 St. L



80069-07 Fox with Glasses Appliqué
7.80 X 4.88 in.
198.12 X 123.95 mm
2,948 St. L



80069-08 Heart Appliqué
4.72 X 7.08 in.
119.89 X 179.83 mm
4,795 St. L



80069-09 Hot Rod Appliqué
7.30 X 3.28 in.
185.42 X 83.31 mm
2,958 St. L



80069-10 Race Car Appliqué
8.50 X 3.83 in.
215.90 X 97.28 mm
5,234 St. L



80069-11 Lucky Appliqué
8.00 X 4.50 in.
203.20 X 114.30 mm
7,860 St. L



80069-12 Lumberjack Appliqué
5.20 X 5.59 in.
132.08 X 141.99 mm
5,326 St. L

Design contains a loose fill.

Some solid areas shown are not stitched.

Design is larger than 5" (127 mm) in either direction.

Design is smaller than 1.5" (38.1 mm) in either direction.

It is a violation of Copyright law to make and distribute copies of electronic designs or artwork. Electronic designs are licensed to the original purchaser for use at one location. ©2015 designs by Jenelle Montilone of TrashN2Tees for use in home embroidery. All rights reserved.

Note: Some designs in this collection may have been created using unique special stitches and/or techniques. To preserve design integrity when rescaling or rotating designs in your software, always rescale or rotate designs using the handles directly on-screen.




80069-13 I Love MOM Appliqué
 9.25 X 4.85 in.
 234.95 X 123.19 mm
 5,087 St. **L**



80069-14 Beard Appliqué
 5.50 X 5.99 in.
 139.70 X 152.15 mm
 4,167 St. **⊗ L**



80069-15 Rain Cloud Appliqué
 5.61 X 5.44 in.
 142.49 X 138.18 mm
 1,602 St. **L**



80069-16 Diamond Ring Appliqué
 5.35 X 5.60 in.
 135.89 X 142.24 mm
 2,318 St. **⊗ L**




80069-17 Skull & Bones Appliqué
 5.00 X 6.45 in.
 127.00 X 163.83 mm
 2,160 St. **⊗ L**



80069-18 Campfire Appliqué
 6.65 X 5.50 in.
 168.91 X 139.70 mm
 3,836 St. **L**



80069-19 Spider Appliqué
 5.20 X 5.79 in.
 132.08 X 147.07 mm
 3,966 St. **L**



80069-20 T-Bone Steak Appliqué
 5.65 X 5.25 in.
 143.51 X 133.35 mm
 2,589 St. **L**



80069-21 Wolfman Appliqué
 5.89 X 5.25 in.
 149.61 X 133.35 mm
 4,109 St. **L**



80069-22 Yeti Appliqué
 5.38 X 6.19 in.
 136.65 X 157.23 mm
 4,223 St. **L**



80069-23 Zombie Hand 1 Appliqué
 5.00 X 7.61 in.
 127.00 X 193.29 mm
 2,577 St. **L**



80069-24 Zombie Hand 2 Appliqué
 4.76 X 6.11 in.
 120.90 X 155.19 mm
 1,898 St. **L**

⊗ Design contains a loose fill.
⊙ Some solid areas shown are not stitched.

L Design is larger than 5" (127 mm) in either direction.
S Design is smaller than 1.5" (38.1 mm) in either direction.

It is a violation of Copyright law to make and distribute copies of electronic designs or artwork. Electronic designs are licensed to the original purchaser for use at one location. ©2015 designs by Jenelle Montilone of TrashN2Tees for use in home embroidery. All rights reserved.

Note: Some designs in this collection may have been created using unique special stitches and/or techniques. To preserve design integrity when rescaling or rotating designs in your software, always rescale or rotate designs using the handles directly on-screen.



80069-25 Lumberjack Head Mini
2.05 X 1.89 in.
52.07 X 48.01 mm
3,817 St.



80069-26 Hot Rod Mini
1.96 X .90 in.
49.78 X 22.86 mm
2,192 St.



80069-27 Fox with Glasses Mini
1.89 X 1.15 in.
48.01 X 29.21 mm
2,211 St.



80069-28 Yeti Mini
1.70 X 1.98 in.
43.18 X 50.29 mm
4,465 St.



80069-29 Zombie Hand Mini
1.13 X 1.91 in.
28.70 X 48.51 mm
2,131 St.



80069-30 Jumbo Lumberjack Appliqué
12.00 X 12.90 in.
304.80 X 327.66 mm
11,388 St.



80069-31 Jumbo Campfire Appliqué
12.00 X 12.14 in.
304.80 X 308.36 mm
7,439 St.



80069-32 Jumbo T-Bone Steak Appliqué
12.91 X 12.00 in.
327.91 X 304.80 mm
5,067 St.



80069-33 Jumbo Wolfman Appliqué
12.53 X 11.00 in.
318.26 X 279.40 mm
8,433 St.

Design contains a loose fill.
 Some solid areas shown are not stitched.

Design is larger than 5" (127 mm) in either direction.
 Design is smaller than 1.5" (38.1 mm) in either direction.

It is a violation of Copyright law to make and distribute copies of electronic designs or artwork. Electronic designs are licensed to the original purchaser for use at one location. ©2015 designs by Jenelle Montilone of TrashN2Tees for use in home embroidery. All rights reserved.



Whippersnapper

by Jenelle Montilone / #80069 / 33 Designs

Listings below indicate color sample, stitching order and suggested thread color number. Most numbers indicate Isacord thread. Colors beginning with 20501 refer to YLI Fine Metallics, 7 refer to Yenmet Metallic, 8 refer to YLI Variations Variegated Thread and 9 refer to Isacord Multicolor Variegated.

80069-01 Anchor Appliqué

1. Top of Anchor Placement Stitch	0138
2. Top of Anchor Tackdown	0138
3. Rope Placement Stitch	0630
4. Rope Tackdown	0630
5. Lower Anchor Placement Stitch	0138
6. Lower Anchor Tackdown	0138
7. Crossbar Placement Stitch	0853
8. Crossbar Tackdown	0853

80069-02 Sneaker Appliqué

1. Shoe Placement Stitch	4073
2. Shoe Tackdown	4073
3. Emblem Placement Stitch	4174
4. Emblem Tackdown	4174
5. Sole Placement Stitch	4073
6. Sole Tackdown	4073
7. Lace Eyelets	4174
8. Laces and Details	0015
9. Grey Linework	4073

80069-03 Toy Tricycle Appliqué

1. Antenna Placement Stitch	0138
2. Antenna Tackdown	0138
3. Handle Bars Placement Stitch	1114
4. Handle Bars Tackdown	1114
5. Seat Back Placement Stitch	5633
6. Seat Back Tackdown	5633
7. Seat Placement Stitch	5730
8. Seat Tackdown	5730
9. Wheels Placement Stitch	0020
10. Wheels Tackdown	0020
11. Wheel Detail Placement Stitch	0020
12. Wheel Detail Tackdown	0020
13. Fork and Star Placement Stitch	1114
14. Fork and Star Tackdown	1114

80069-04 Cassette Appliqué

1. Inside Cassette Placement Stitch	3730
2. Inside Cassette Tackdown	3730
3. Tape Placement Stitch	0020
4. Tape Tackdown	0020
5. Cassette Placement Stitch	0020
6. Cassette Tackdown	0020
7. Lower Cassette Placement Stitch	0020
8. Lower Cassette Tackdown	0020
9. Rollers	0020
10. Heart Placement Stitch	1902
11. Heart Tackdown	1902

80069-05 Deer Head Appliqué

1. Deer Head Placement Stitch	0182
2. Deer Head Tackdown	0182

80069-06 Fox with Scarf Appliqué

1. Head and Tail Placement Stitch	1114
2. Head and Tail Tackdown	1114
3. Pants Placement Stitch	2011
4. Pants Tackdown and Detail	2011
5. Shirt Placement Stitch	0853
6. Shirt Tackdown	0853
7. Scarf Placement Stitch	0704
8. Scarf Tackdown	0704
9. Scarf Detail	0138
10. Eye and Tail Placement Stitch	0015
11. Eye and Tail Tackdown	0015
12. Pupil	0020
13. Nose Placement Stitch	0020
14. Nose Tackdown	0020

80069-07 Fox with Glasses Appliqué

1. Fox Placement Stitch	1114
2. Fox Tackdown	1114
3. Tie Placement Stitch	5730
4. Tie Tackdown	5730
5. Glasses and Nose Placement Stitch	0020
6. Glasses and Nose Tackdown	0020
7. White Fur Placement Stitch	0015
8. White Fur Tackdown and Detail	0015
9. Tie Detail	5722

80069-08 Heart Appliqué

1. Red Aorta and Veins Placement Stitch	2011
2. Red Aorta and Veins Tackdown	2011
3. Blue Arteries and Veins Placement Stitch	3732
4. Blue Arteries and Veins Tackdown	3732
5. Ventricle Placement Stitch	1060
6. Ventricle Tackdown	1060
7. Septum Placement Stitch	1060
8. Septum Tackdown	1060
9. Red Aorta and Arteries Placement Stitch	2011
10. Red Aorta and Arteries Tackdown	2011

80069-09 Hot Rod Appliqué

1. Car Placement Stitch	0232
2. Car Tackdown	0232
3. Flame Placement Stitch	1301
4. Flame Tackdown	1301
5. Grill Placement Stitch	0138
6. Grill Tackdown	0138
7. Tires Placement Stitch	0020
8. Tires Tackdown	0020
9. Rims Placement Stitch	0138
10. Rims Tackdown	0138

80069-10 Race Car Appliqué

1. Smoke Placement Stitch	0182
2. Smoke Tackdown	0182
3. Black Fabric Placement Stitch	0020
4. Black Fabric Tackdown	0020
5. Axle Placement Stitch	4073
6. Axle Tackdown	4073
7. Red Body Placement Stitch	2101
8. Red Body Tackdown	2101
9. Headlights Placement Stitch	1114
10. Headlights Tackdown	1114
11. Number Placement Stitch	0020
12. Number Tackdown	0020
13. Pipes and Rims Placement Stitch	4073
14. Pipes and Rims Tackdown	4073

80069-11 Lucky Appliqué

1. Clover Placement Stitch	0352
2. Clover Tackdown and Detail	0352
3. Banner Placement Stitch	0142
4. Banner Tackdown	0142
5. Letters	0020

80069-12 Lumberjack Appliqué

1. Pants Placement Stitch	3953
2. Pants Tackdown	3953
3. Boots Placement Stitch	0853
4. Boots Tackdown	0853
5. Shirt Placement Stitch	0463
6. Shirt Tackdown	0463
7. Suspenders Placement Stitch	0853
8. Suspenders Tackdown	0853
9. Belt Placement Stitch	0020
10. Belt Tackdown	0020
11. Axe Handle Placement Stitch	1055
12. Axe Handle Tackdown	1055
13. Blade Placement Stitch	0138
14. Blade Tackdown	0138
15. Skin Placement Stitch	1060
16. Skin Tackdown	1060
17. Beard and Eyebrow Placement Stitch	1114
18. Beard and Eyebrow Tackdown	1114
19. Mustache Placement Stitch	1114
20. Mustache Tackdown	1114
21. Hat Placement Stitch	0463
22. Hat Tackdown	0463
23. Hat Front Placement Stitch	0463
24. Hat Front Tackdown	0463

80069-13 I Love MOM Appliqué

1. Heart Placement Stitch	1902
2. Heart Tackdown	1902
3. Banner Placement Stitch	0015
4. Banner Tackdown	0015
5. Letter Placement Stitch	0020
6. Letter Tackdown	0020

80069-14 Beard Appliqué

1. Beard Placement Stitch	0015
2. Beard Tackdown	0015

80069-15 Rain Cloud Appliqué

1. Cloud Placement Stitch	3910
2. Cloud Tackdown	3910
3. Rain Drops Placement Stitch	0015
4. Rain Drops Tackdown	0015
5. Eyes and Mustache Placement Stitch	0020
6. Eyes and Mustache Tackdown	0020
7. Nose Placement Stitch	1114
8. Nose Tackdown	1114

80069-16 Diamond Ring Appliqué

1. Diamond and Flair Placement Stitch	4071
2. Diamond and Flair Tackdown	4071
3. Shimmer	7003
4. Ring Placement Stitch	0700
5. Ring Tackdown	0700
6. Ring Highlights	7001

80069-17 Skull & Bones Appliqué

1. Skull Placement Stitch	0020
2. Skull Tackdown	0020
3. Back Crossbone Placement Stitch	0020
4. Back Crossbone Tackdown	0020
5. Front Crossbone Placement Stitch	0020
6. Front Crossbone Tackdown	0020



Whippersnapper

by Jenelle Montilone / #80069 / 33 Designs

Listings below indicate color sample, stitching order and suggested thread color number. Most numbers indicate Isacord thread. Colors beginning with 20501 refer to YLI Fine Metallics, 7 refer to Yenmet Metallic, 8 refer to YLI Variations Variegated Thread and 9 refer to Isacord Multicolor Variegated.

80069-18 Campfire Appliqué

1. Orange Flame Placement Stitch	1114
2. Orange Flame Tackdown	1114
3. Yellow Flame Placement Stitch	0704
4. Yellow Flame Tackdown	0704
5. Back Log Placement Stitch	1055
6. Back Log Tackdown	1055
7. Front Log and Stick Placement Stitch	1055
8. Front Log and Stick Tackdown	1055
9. Marshmallow Placement Stitch	0015
10. Marshmallow Tackdown	0015
11. Stick Tip Placement Stitch	1055
12. Stick Tip Tackdown	1055
13. Log Detail	0722

80069-19 Spider Appliqué

1. Legs Placement Stitch	0020
2. Legs Tackdown	0020
3. Fangs Placement Stitch	0015
4. Fangs Tackdown	0015
5. Spider Placement Stitch	2830
6. Spider Tackdown	2830
7. Green Eye Placement Stitch	5730
8. Green Eye Tackdown	5730
9. Red Eye Placement Stitch	2101
10. Red Eye Tackdown	2101
11. Eyebrow Placement Stitch	0138
12. Eyebrow Tackdown	0138

80069-20 T-Bone Steak Appliqué

1. Knife and Fork Placement Stitch	0142
2. Knife and Fork Tackdown	0142
3. Knife and Fork Handle Placement Stitch	0020
4. Knife and Fork Handle Tackdown	0020
5. Beef Placement Stitch	1902
6. Beef Tackdown	1902
7. Fat Placement Stitch	0015
8. Fat Tackdown	0015
9. T Bone Placement Stitch	0015
10. T Bone Tackdown	0015

80069-21 Wolfman Appliqué

1. Hands	0945
2. Shirt Placement Stitch	0741
3. Shirt Tackdown	0741
4. Head and Feet Placement Stitch	0945
5. Head and Feet Tackdown	0945
6. Fangs	0015
7. Lip	4174
8. Eyes, Nose and Eyebrows	0020

80069-22 Yeti Appliqué

1. Skin Placement Stitch	3652
2. Skin Tackdown	3652
3. Body Placement Stitch	0142
4. Body Tackdown	0142
5. Nose Placement Stitch	3810
6. Nose Tackdown	3810
7. Eyes and Mouth	0020
8. Eyebrows	4073
9. Fangs	0015
10. Body Detail	0142

80069-23 Zombie Hand 1 Appliqué

1. Bone Placement Stitch	0015
2. Bone Tackdown	0015
3. Dirt Placement Stitch	0853
4. Dirt Tackdown	0853
5. Hand Placement Stitch	5730
6. Hand Tackdown	5730

80069-24 Zombie Hand 2 Appliqué

1. Bone Placement Stitch	0670
2. Bone Tackdown	0670
3. Flesh Placement Stitch	1902
4. Flesh Tackdown	1902
5. Skin Placement Stitch	5513
6. Skin Tackdown	5513

80069-25 Lumberjack Head Mini

1. Beard	0800
2. Hat	1902
3. Plaid Stripes	3332
4. Mustache	0800

80069-26 Hot Rod Mini

1. Car	0221
2. Flame	1114
3. Grill and Rims	4073
4. Tires	0020

80069-27 Fox with Glasses Mini

1. Fox	1114
2. Nose and Glasses	0020
3. White Detail	0015
4. Tie	5730

80069-28 Yeti Mini

1. Skin	3962
2. Fur and Fangs	0015
3. Nose	3900
4. Eyes and Mouth	0020
5. Eyebrows	0138

80069-29 Zombie Hand Mini

1. Bone	0660
2. Dirt	1055
3. Hand	5730

80069-30 Jumbo Lumberjack Appliqué

1. Pants Placement Stitch	3953
2. Pants Tackdown	3953
3. Boots Placement Stitch	0853
4. Boots Tackdown	0853
5. Shirt Placement Stitch	0463
6. Shirt Tackdown	0463
7. Suspenders Placement Stitch	0853
8. Suspenders Tackdown	0853
9. Belt Placement Stitch	0020
10. Belt Tackdown	0020
11. Axe Handle Placement Stitch	1055
12. Axe Handle Tackdown	1055
13. Blade Placement Stitch	0138
14. Blade Tackdown	0138
15. Skin Placement Stitch	1060
16. Skin Tackdown	1060
17. Beard and Eyebrows Placement Stitch	1114
18. Beard and Eyebrows Tackdown	1114
19. Mustache Placement Stitch	1114
20. Mustache Tackdown	1114
21. Hat Placement Stitch	0463
22. Hat Tackdown	0463
23. Hat Front Placement Stitch	0463
24. Hat Front Tackdown	0463

80069-31 Jumbo Campfire Appliqué

1. Orange Flame Placement Stitch	1114
2. Orange Flame Tackdown	1114
3. Yellow Flame Placement Stitch	0704
4. Yellow Flame Tackdown	0704
5. Back Log Placement Stitch	1055
6. Back Log Tackdown	1055
7. Front Log and Stick Placement Stitch	1055
8. Front Log and Stick Tackdown	1055
9. Marshmallow Placement Stitch	0015
10. Marshmallow Tackdown	0015
11. Stick Tip Placement Stitch	1055
12. Stick Tip Tackdown	1055
13. Log Detail	0722

80069-32 Jumbo T-Bone Steak Appliqué

1. Knife and Fork Placement Stitch	4073
2. Knife and Fork Tackdown	4073
3. Knife and Fork Handle Placement Stitch	0020
4. Knife and Fork Handle Tackdown	0020
5. Fat Placement Stitch	1902
6. Fat Tackdown	1902
7. Beef Placement Stitch	1902
8. Beef Tackdown	1902
9. T Bone Placement Stitch	0015
10. T Bone Tackdown	0015

80069-33 Jumbo Wolfman Appliqué

1. Hands Placement Stitch	0776
2. Hands Tackdown	0776
3. Shirt Placement Stitch	3630
4. Shirt Tackdown	3630
5. Head and Feet Placement Stitch	0776
6. Head and Feet Tackdown	0776
7. Fangs Placement Stitch	0015
8. Fangs Tackdown	0015
9. Lip	4174
10. Nose Placement Stitch	0020
11. Nose Tackdown	0020
12. Eyes Placement Stitch	0020
13. Eyes Tackdown	0020
14. Eyebrows	0020



Whippersnapper

by Jenelle Montilone / #80069 / 33 Designs

Listings below indicate color sample, stitching order and suggested thread color number. Most numbers indicate Isacord thread. Colors beginning with 20501 refer to YLI Fine Metallics, 7 refer to Yenmet Metallic, 8 refer to YLI Variations Variegated Thread and 9 refer to Isacord Multicolor Variegated.

Isacord / Yenmet Metallic Thread Colors Used in “Whippersnapper”

By Jenelle Montilone
Collection #80069

0015 White	0776 Sage	3732 Slate Blue
0020 Black	0800 Goldenrod	3810 Laguna
0138 Heavy Storm	0853 Pecan	3900 Cerulean
0142 Sterling	0945 Pine Bark	3910 Crystal Blue
0182 Saturn Grey	1055 Bark	3953 Ocean Blue
0221 Light Brass	1060 Shrimp Pink	3962 River Mist
0232 Seaweed	1114 Clay	4071 Glacier Green
0352 Marsh	1301 Paprika	4073 Metal
0463 Cypress	1902 Poinsettia	4174 Charcoal
0630 Buttercup	2011 Fire Engine	5513 Ming
0660 Vanilla	2101 Country Red	5633 Lime
0670 Cream	2830 Wild Iris	5722 Green Grass
0700 Bright Yellow	3332 Forget Me Not	5730 Apple Green
0704 Gold	3630 Sweet Boy	7001 Gold Metallic
0722 Khaki	3652 Baby Blue	7003 Pearl / Iridescent
0741 Wheat	3730 Something Blue	


NOTE: This collection is designed for the appliqué fabric to have raw edges. The patterns provided are slightly larger than the placement stitch. When placing appliqué fabric onto design, make sure to completely cover the entire placement stitch. Appliqué fabric may need additional trimming after tackdown. Trim appliqué fabric outside the tackdown stitch to desired size.

Pre-Cut Appliqué Instructions

1. Print out the necessary pages from the PDF of the appliqué pattern(s).
2. Mark the right side of the pattern pieces so you'll know which direction to lay the pattern on the fabric.
3. Lightly spray the wrong side of the pattern pieces with temporary adhesive spray and allow it to set for a few minutes.
4. Place the pattern pieces on the right side of the fabric and carefully cut them out. **PHOTO 1**
5. Sew the placement stitch on your hooped fabric. **PHOTO 2**
6. With the paper still stuck to the right side of the appliqué fabric, spray the wrong side of the fabric with temporary spray adhesive.
7. Place the fabric over the sewing placement stitch so that it covers the stitching line, and then remove the paper pattern. **PHOTO 3**
8. Sew the tackdown. **PHOTO 4**
9. Sew the remainder of the design and repeat for any remaining pieces. **PHOTO 5**

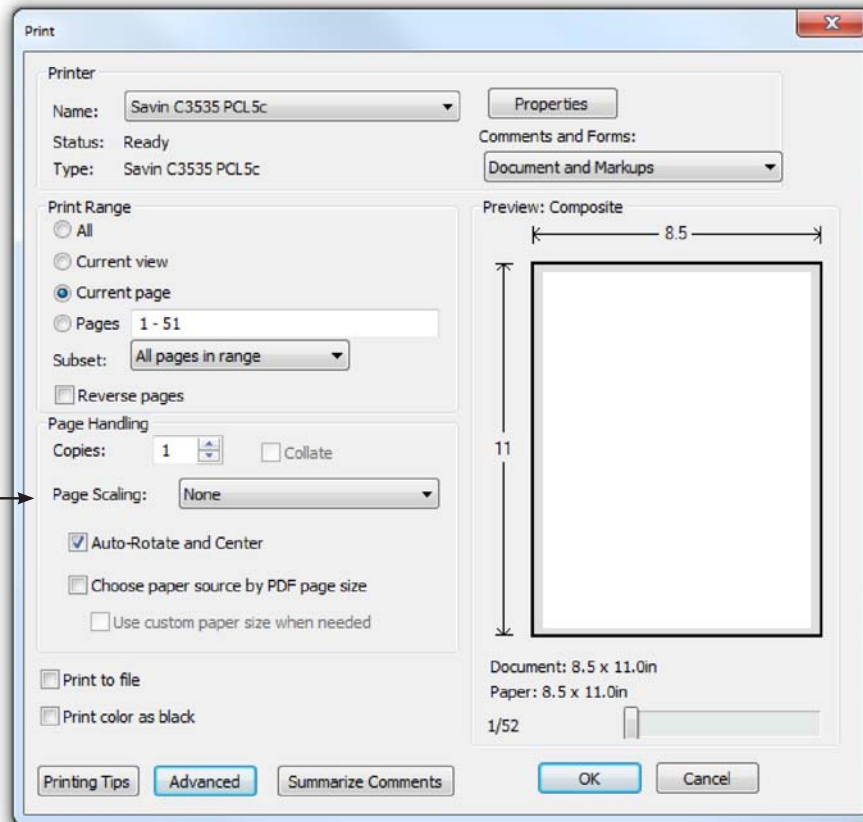
NOTE: The patterns are sized for the designs as they were made. If you resize the design, you will need to resize the pattern the same amount. You can print out the pattern at the normal size then copy it on a copy machine at the changed size. For example, resize the designs to 80%, resize the printed pattern to 80%.

TIP: When Printing the patterns, make sure that the “Fit to page” option is **UNCHECKED** in the Print Dialog Box. If this option is checked the printed patterns will not be actual size.



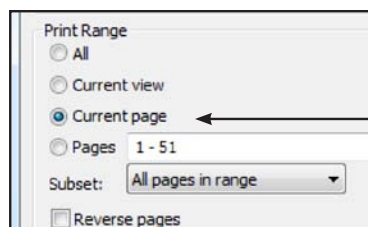
ATTENTION

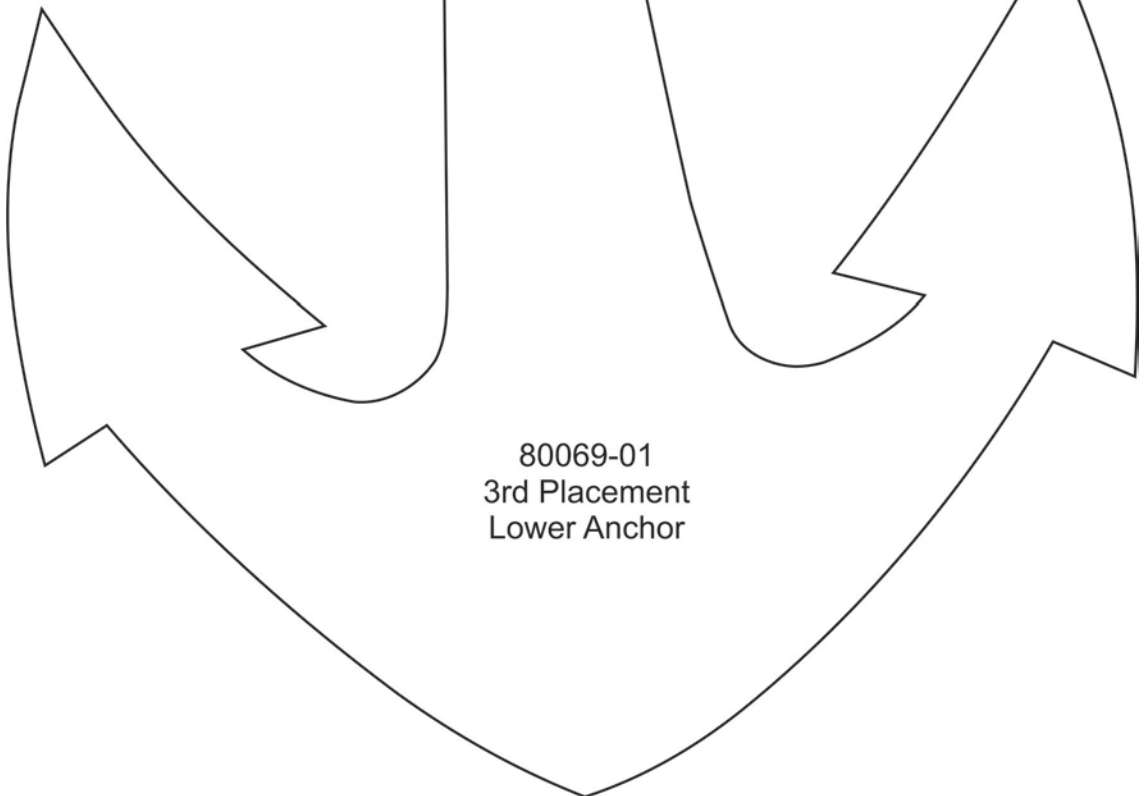
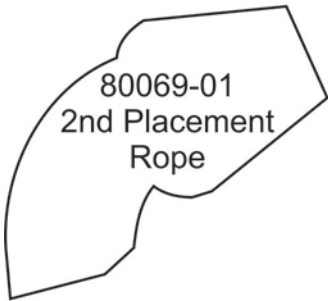
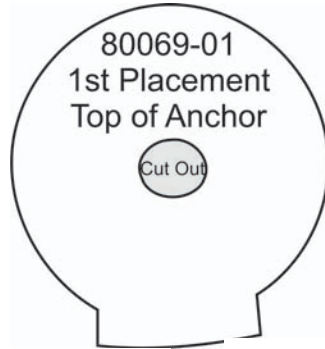
When printing this document, any page scaling or page fitting options in your print dialog box must be turned OFF or set to NONE so that your files will print out at their actual size. Images not printed at actual size will not function as intended.

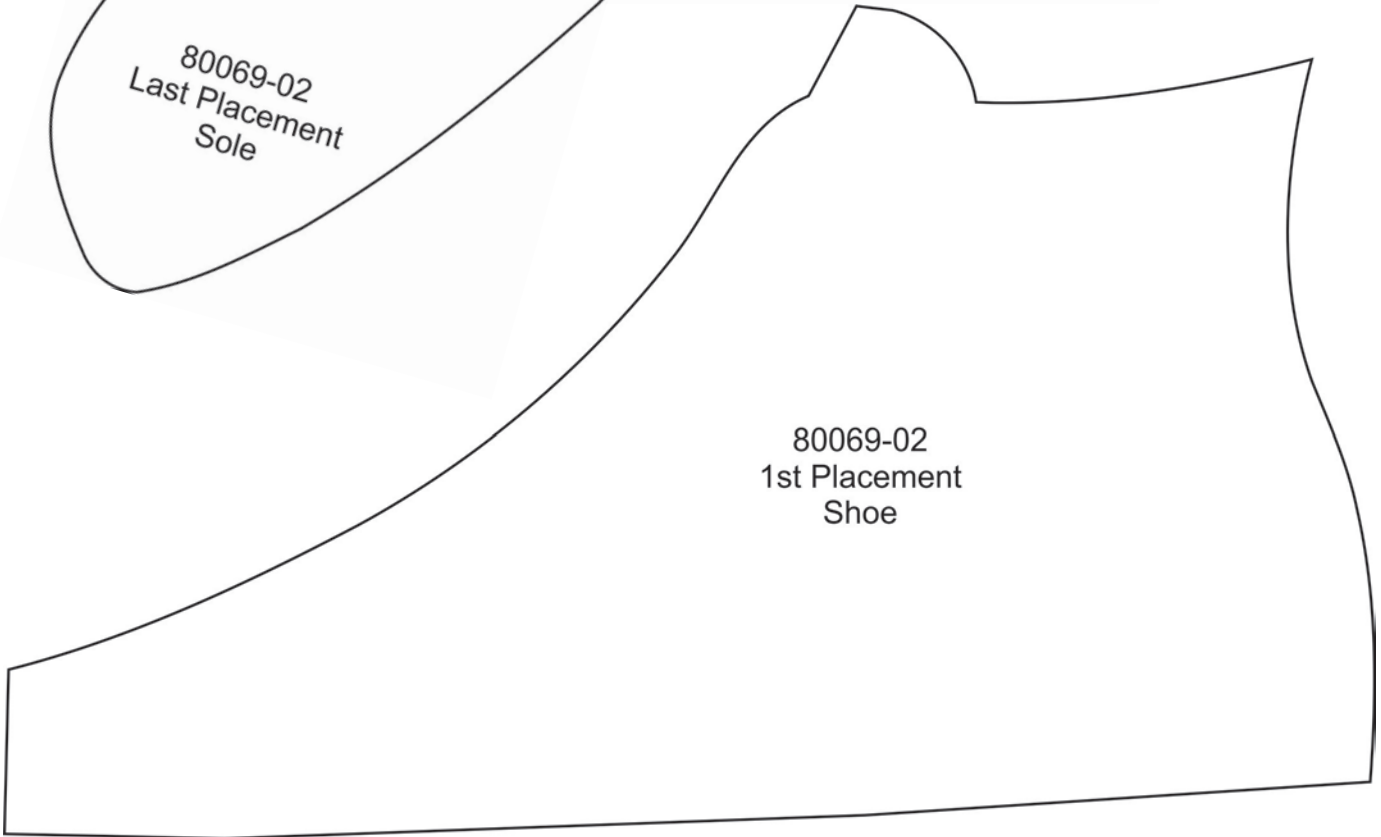
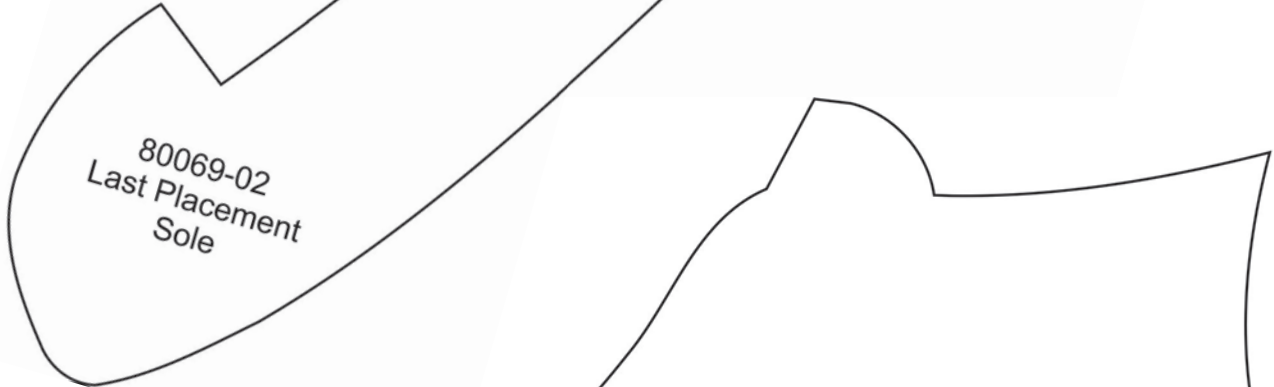


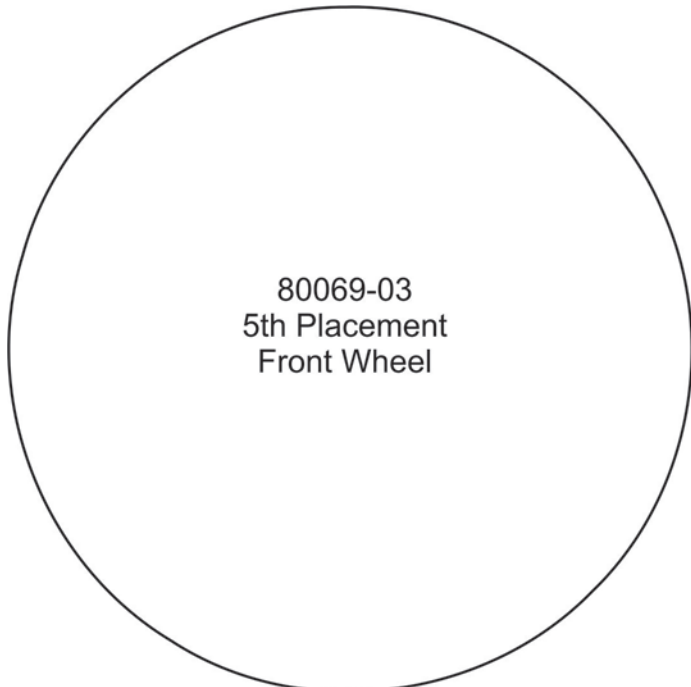
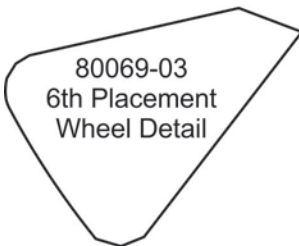
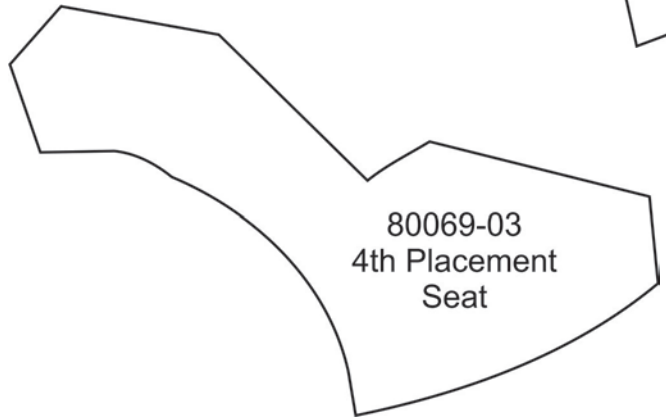

TO SAVE PAPER

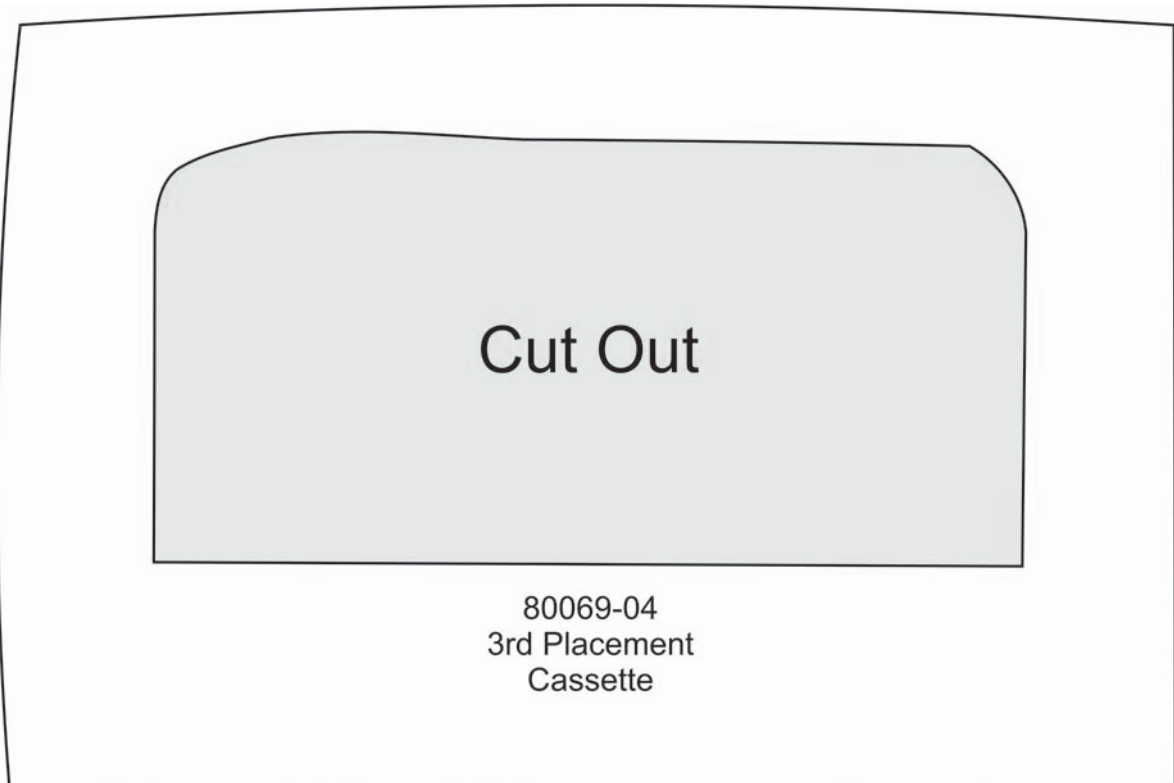
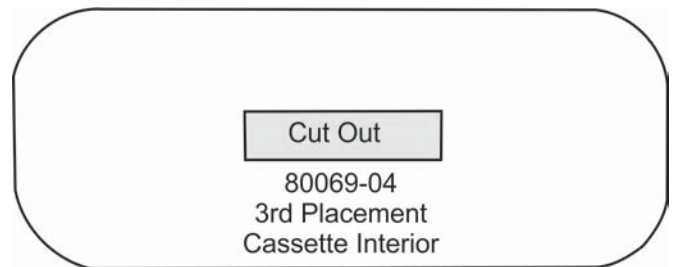
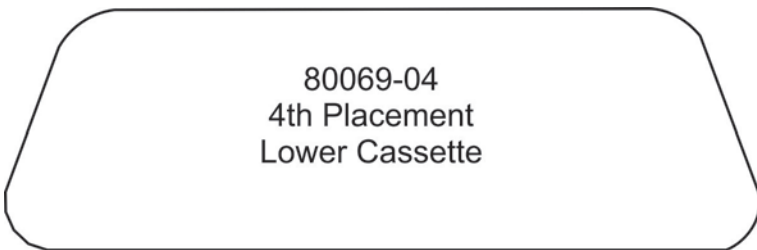

Only print the desired image by navigating to the image's page, go to File > Print and select "Current page" in the print dialog box. Repeat for each desired image.

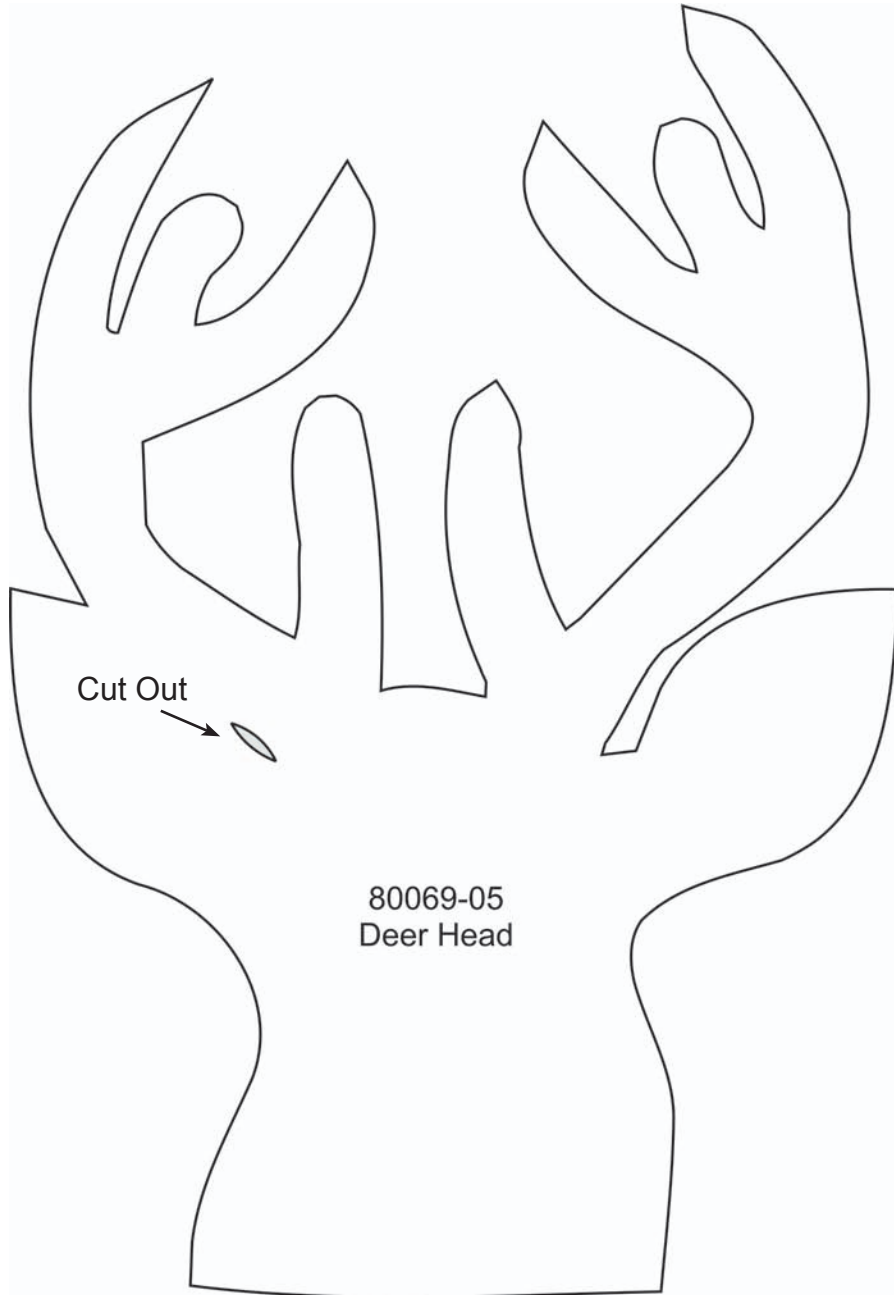


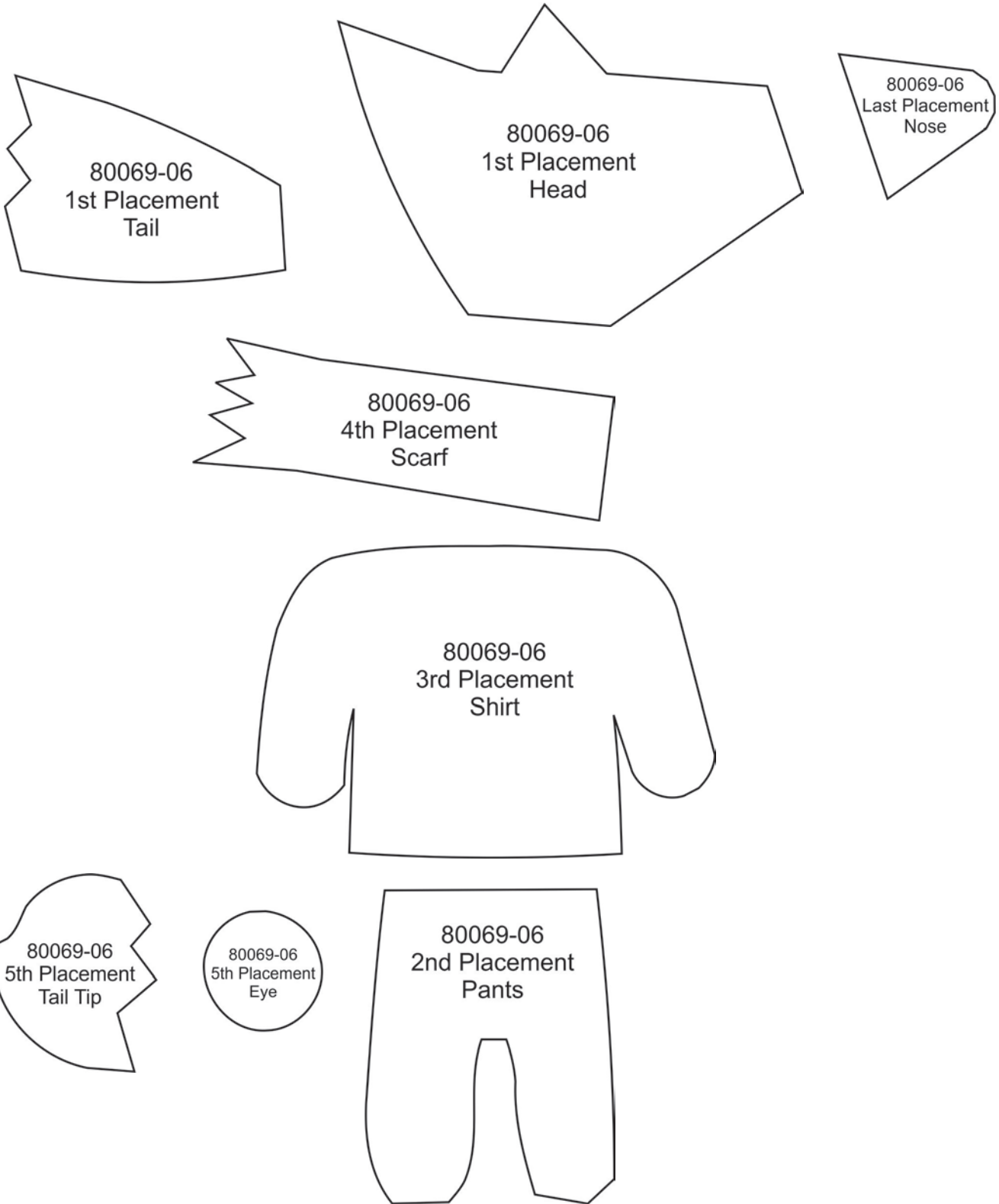


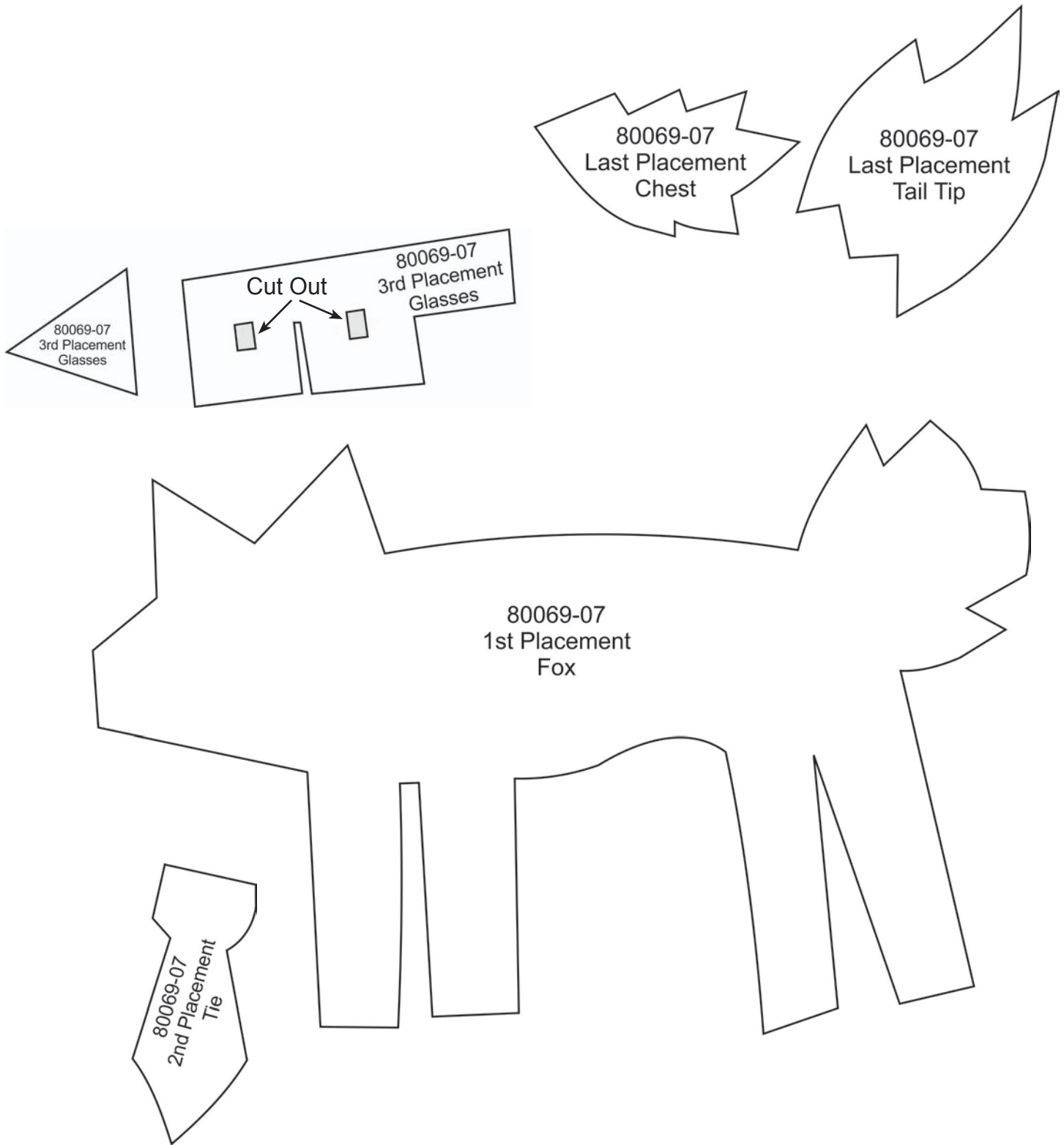


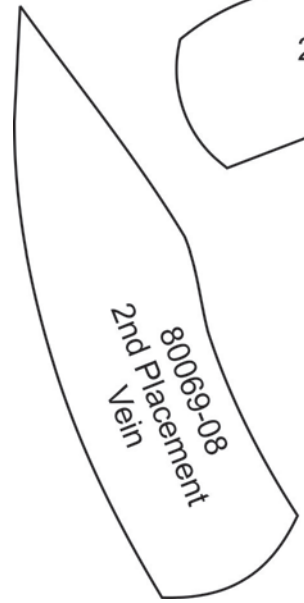
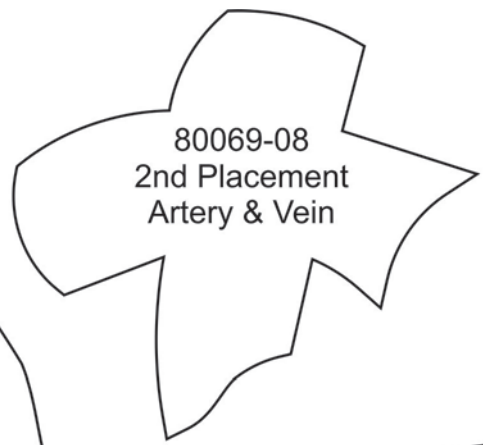
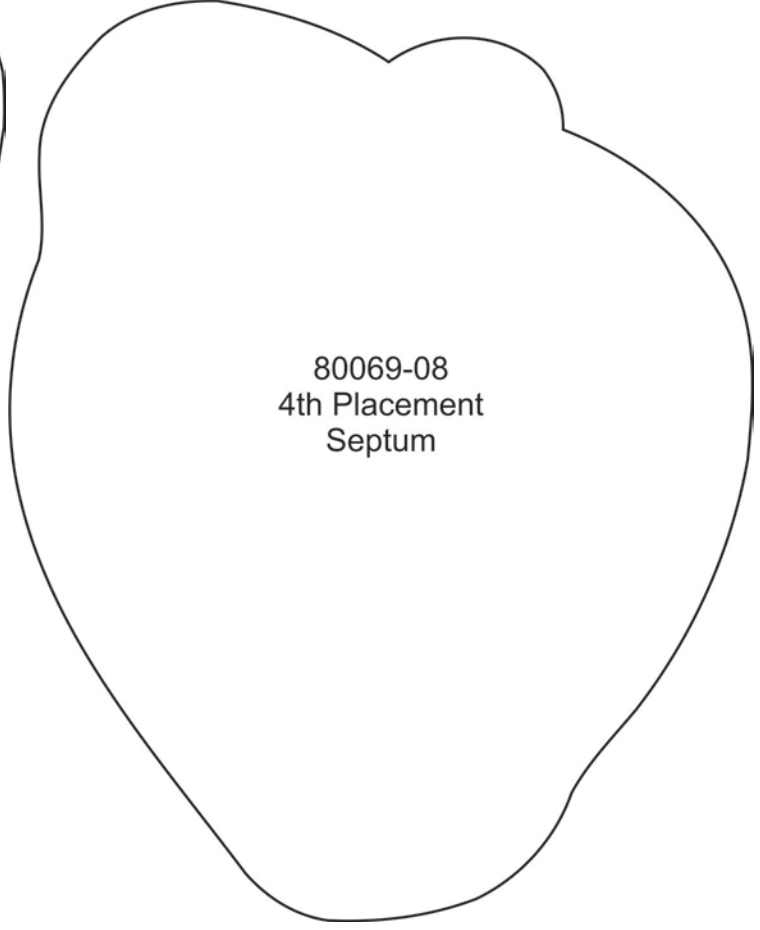
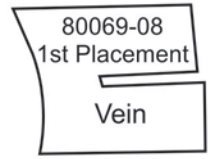
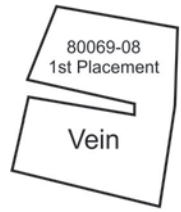
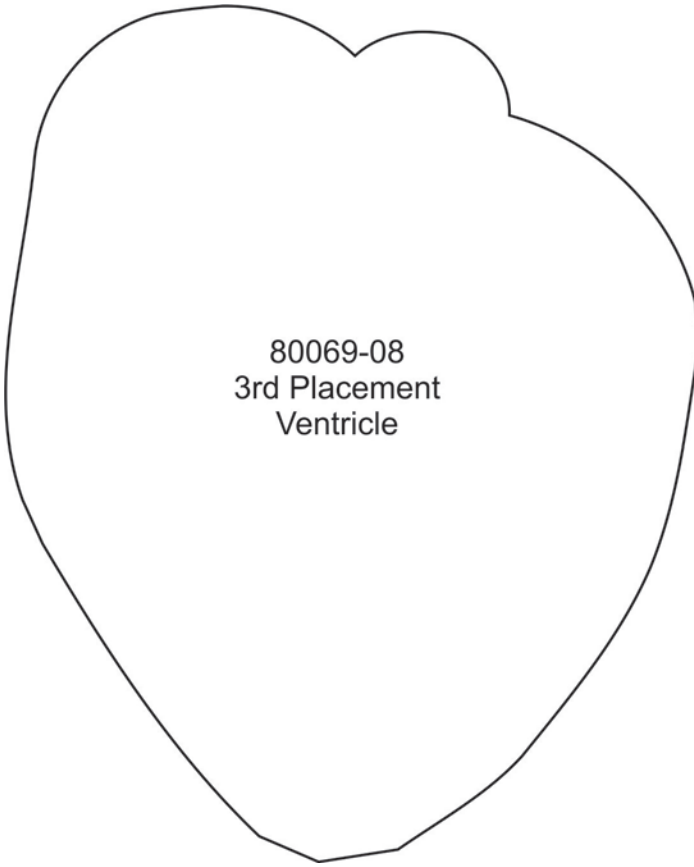


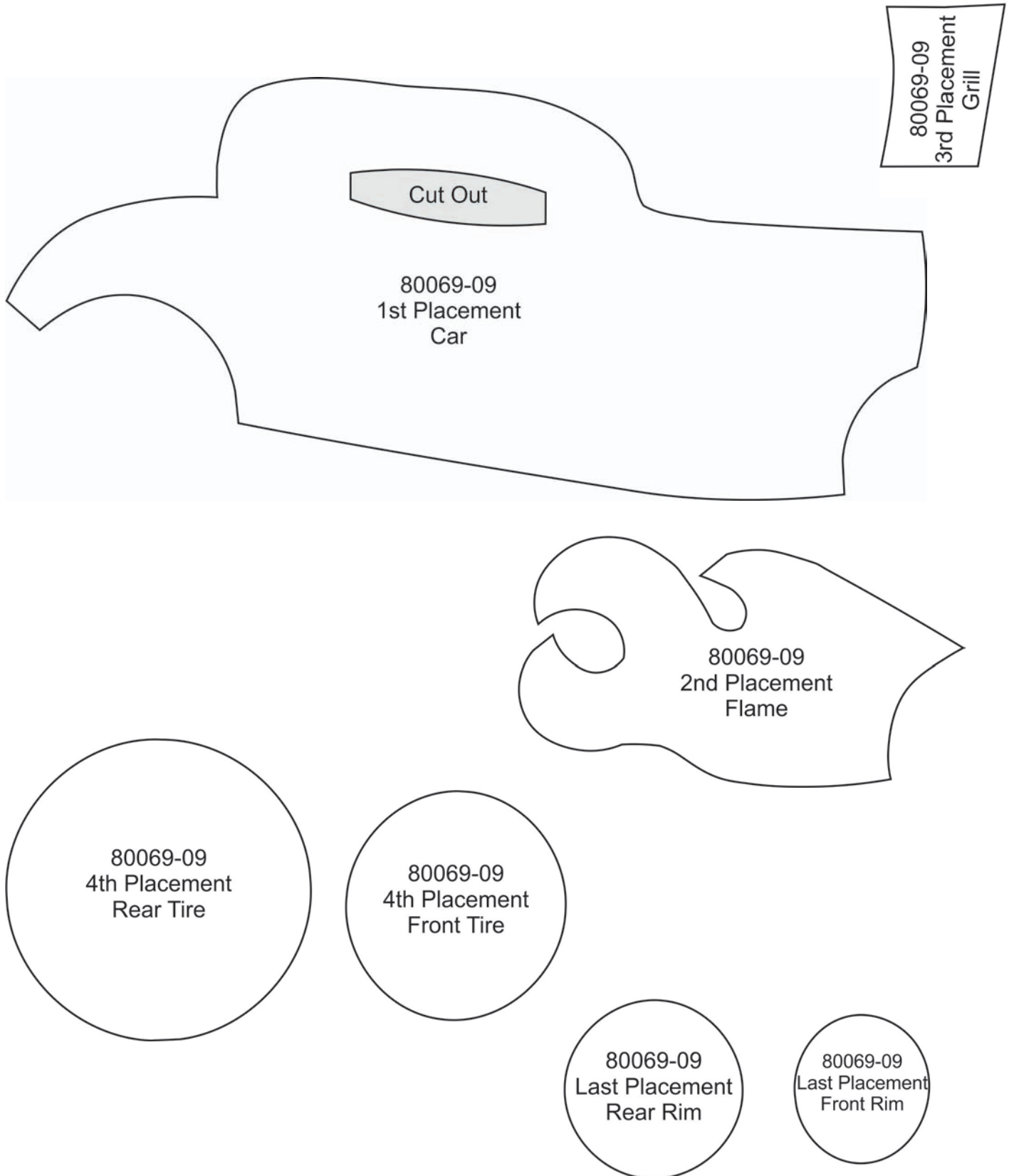


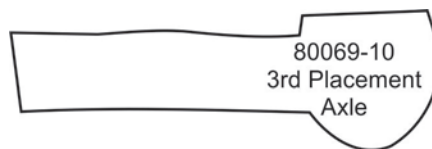

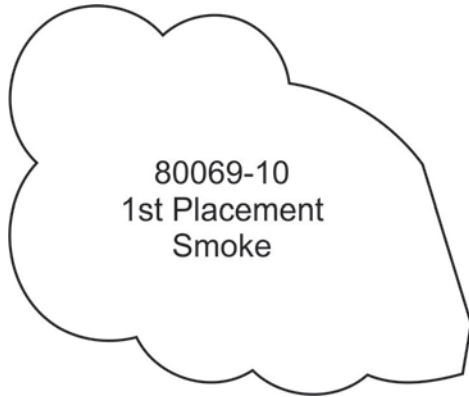


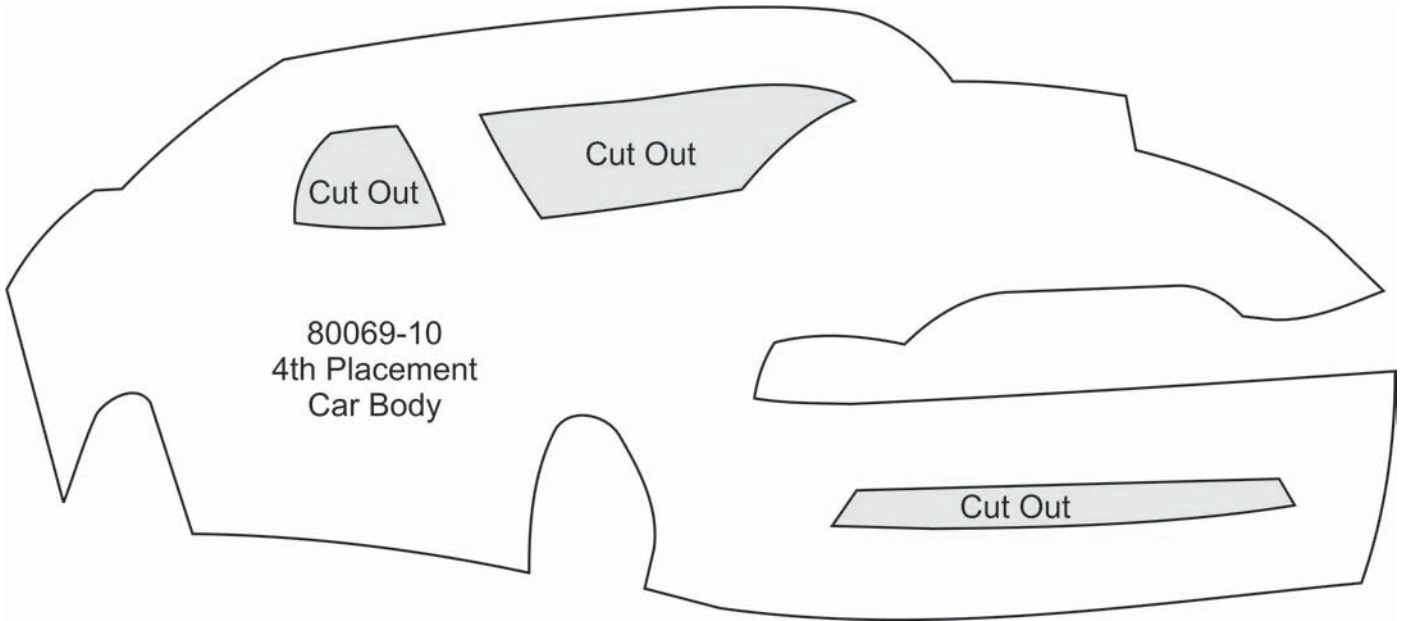




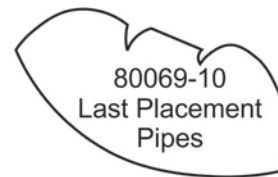
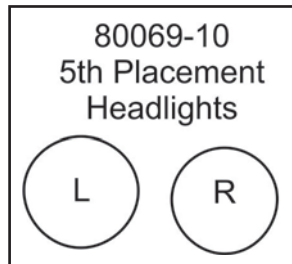


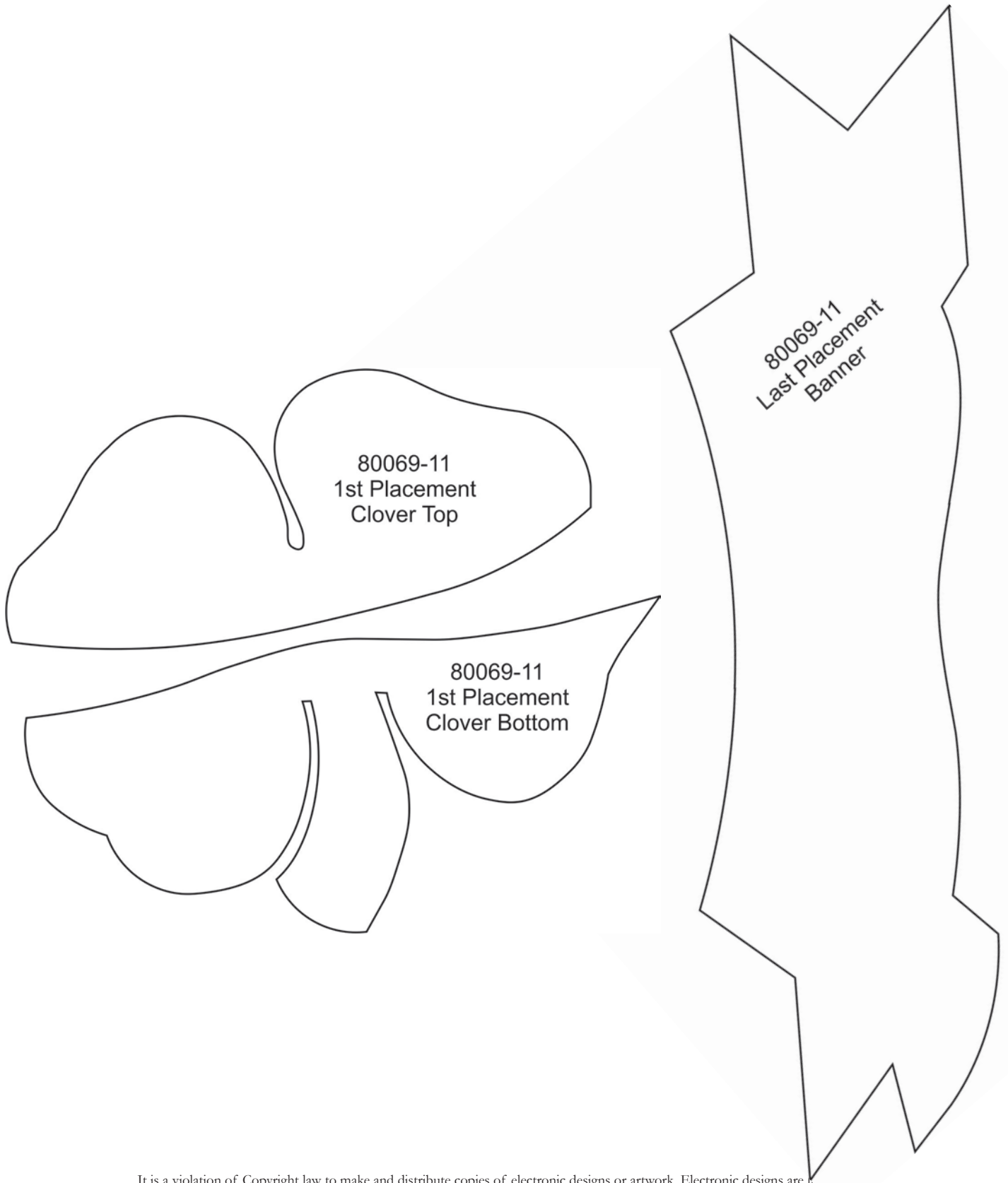


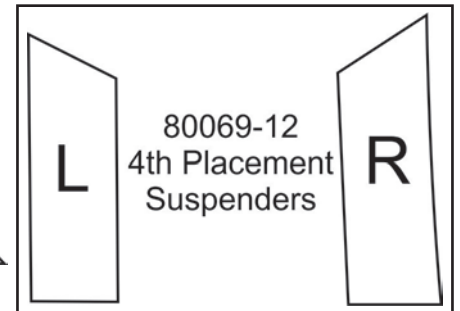
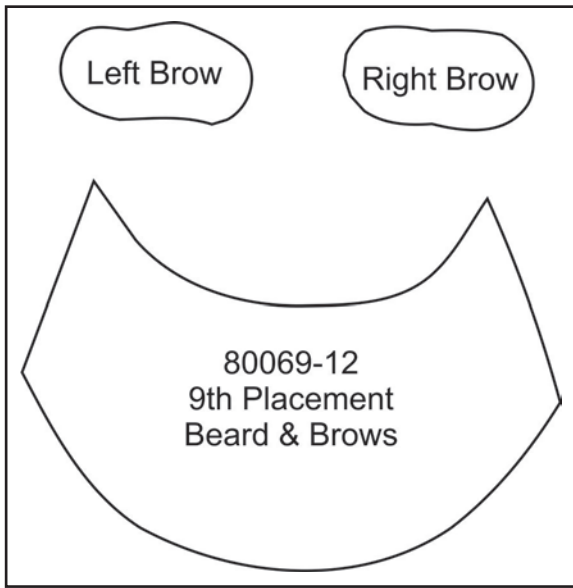
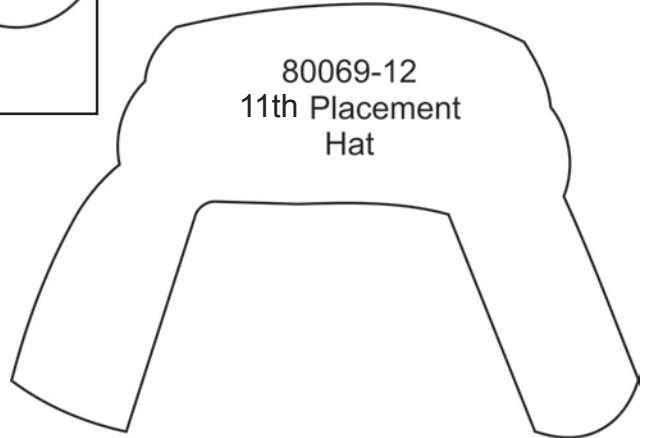
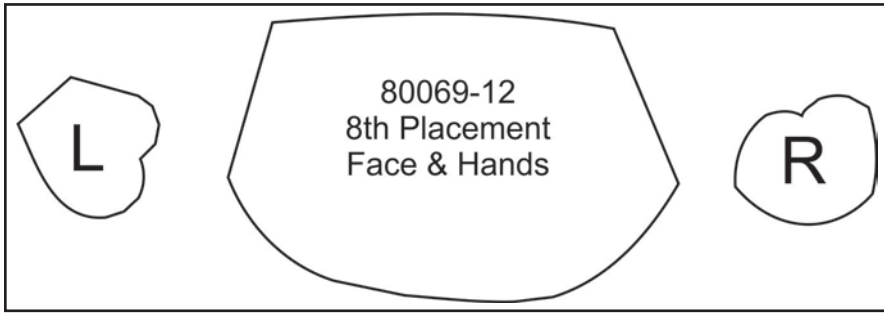




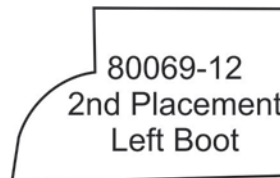
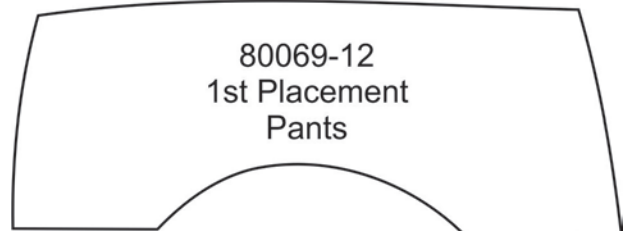
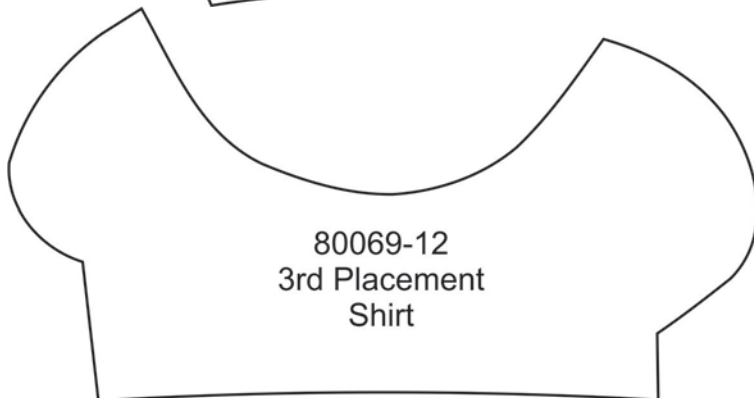
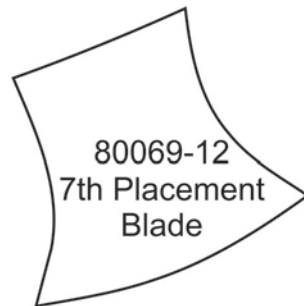
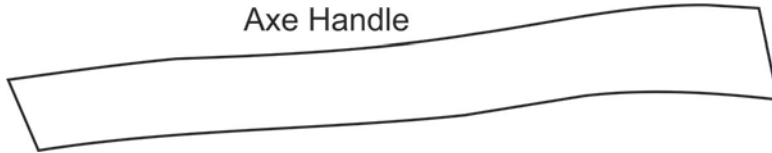
80069-10
6th Placement
Number

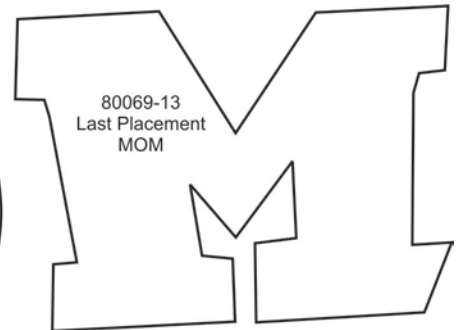
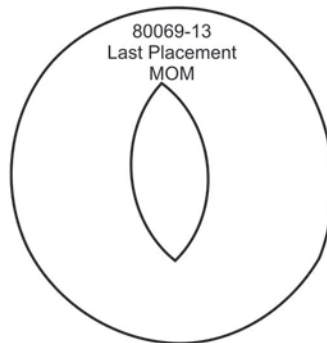
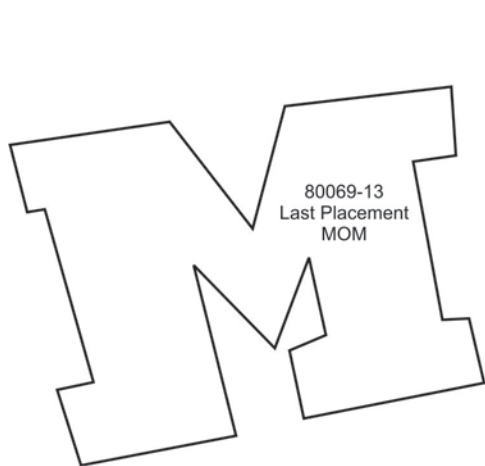
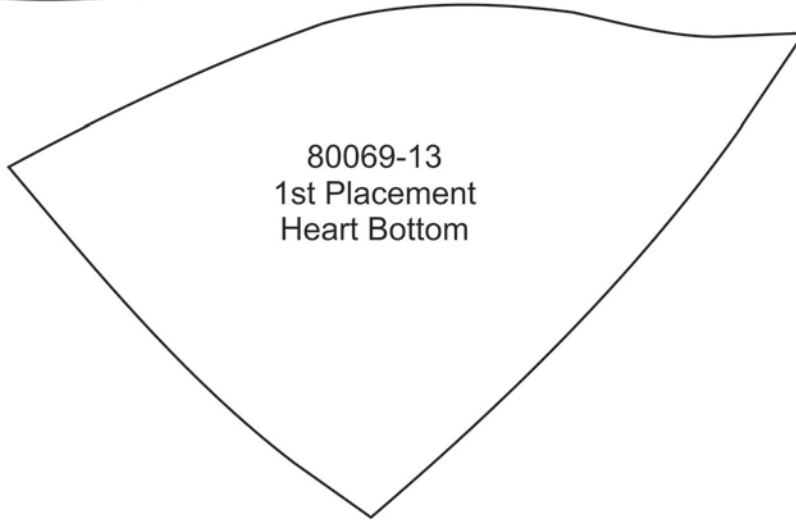
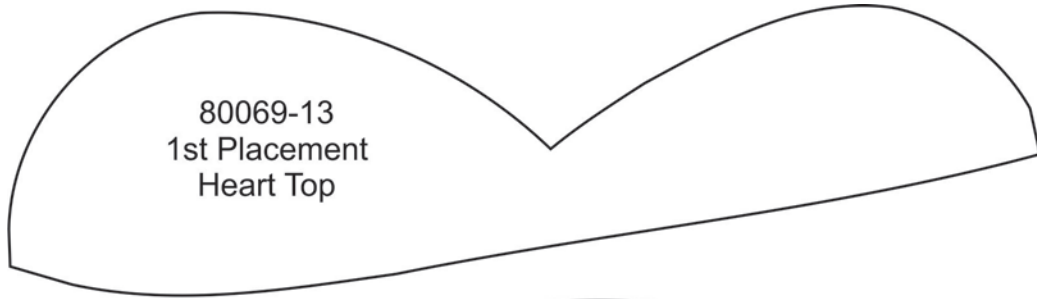








80069-12
6th Placement
Axe Handle

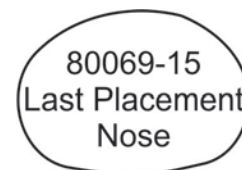
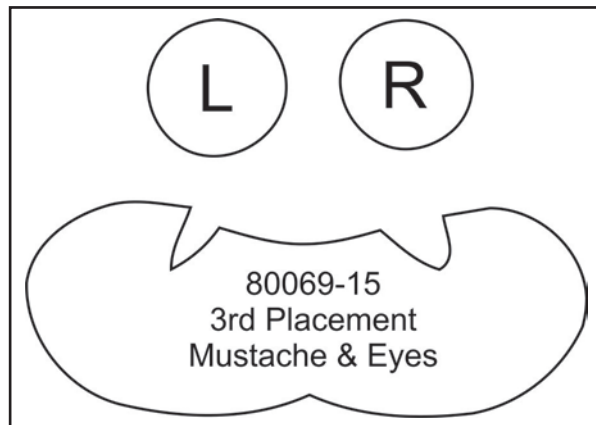
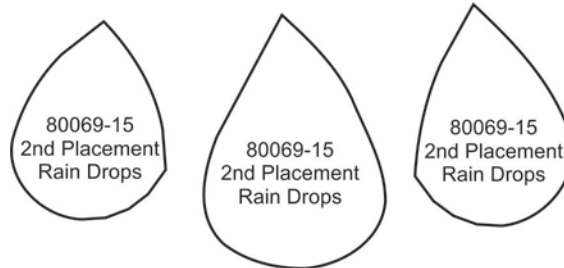
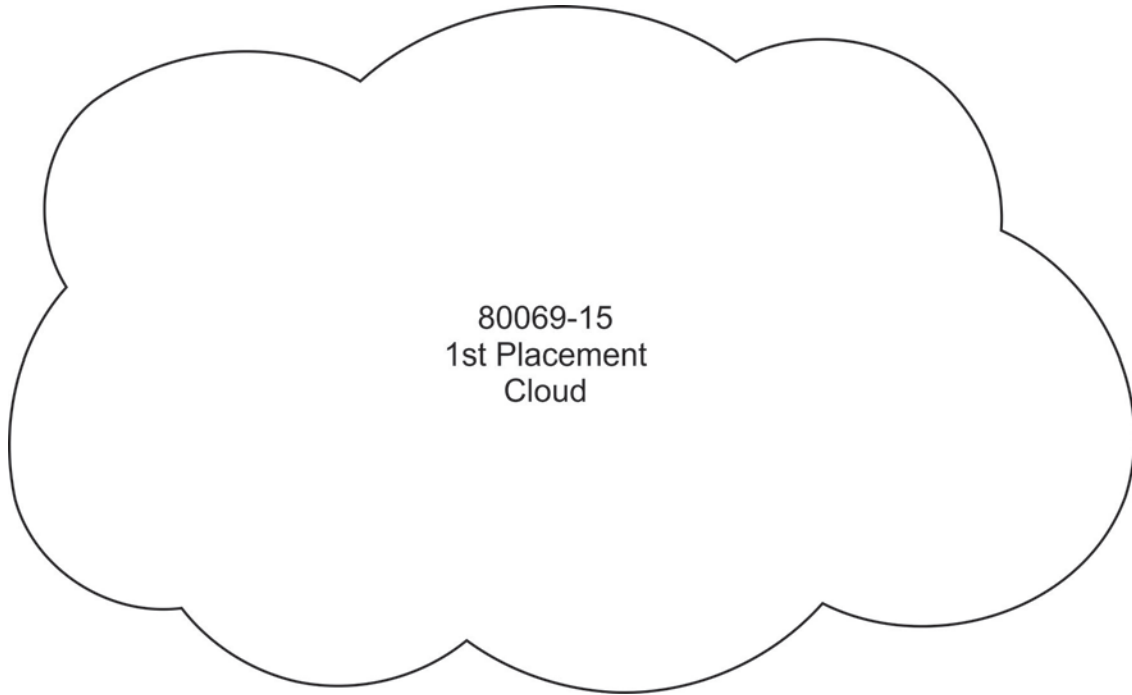


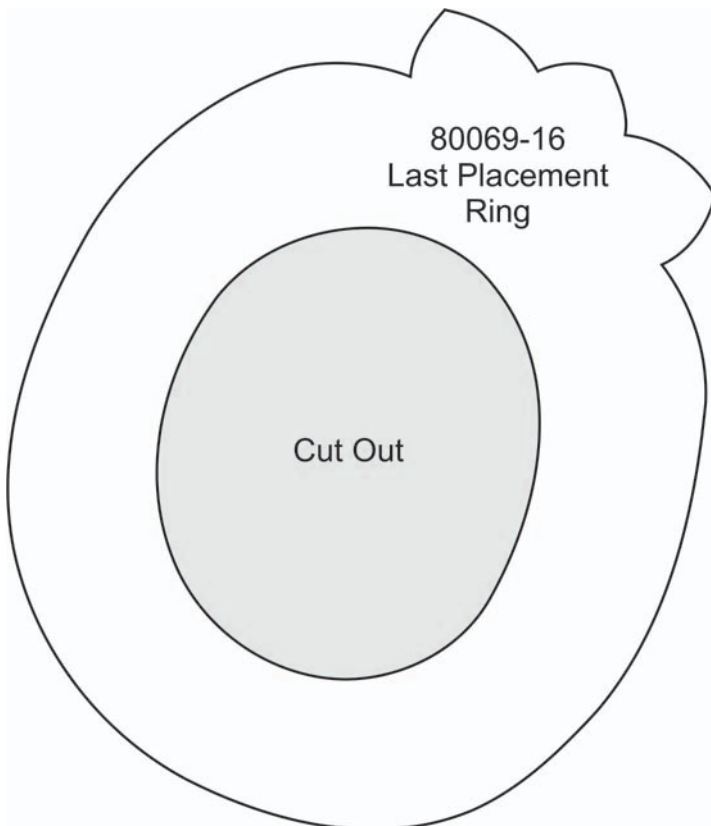
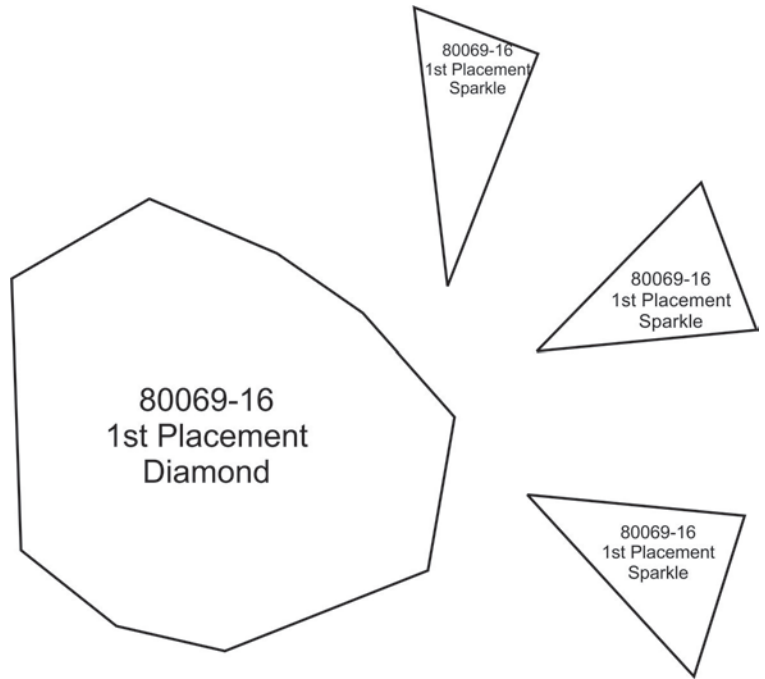


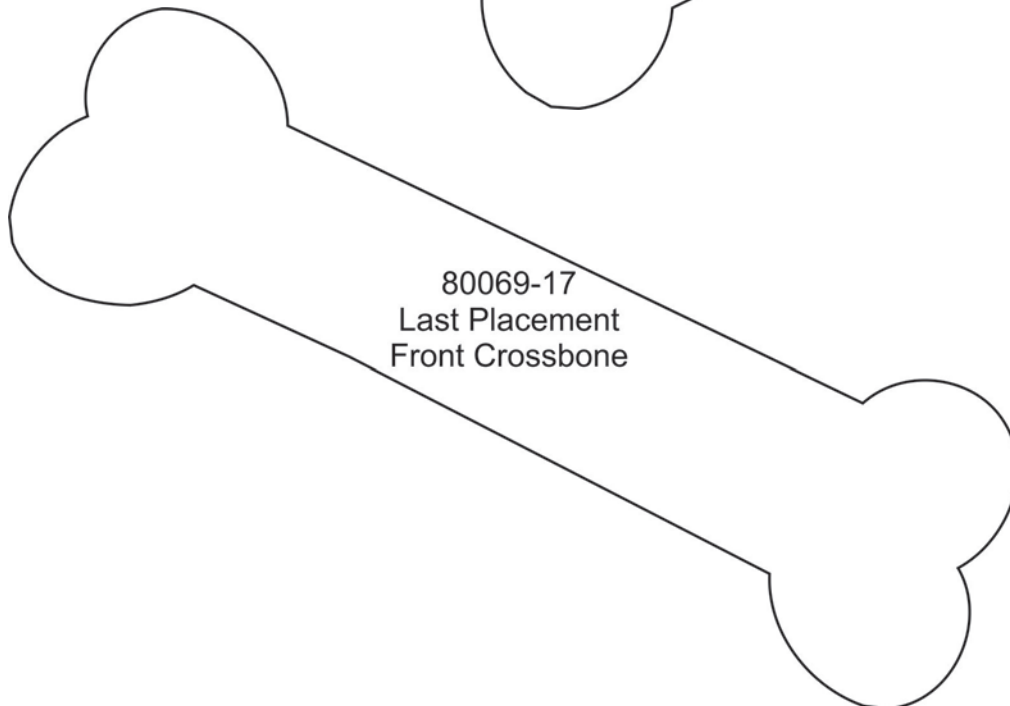
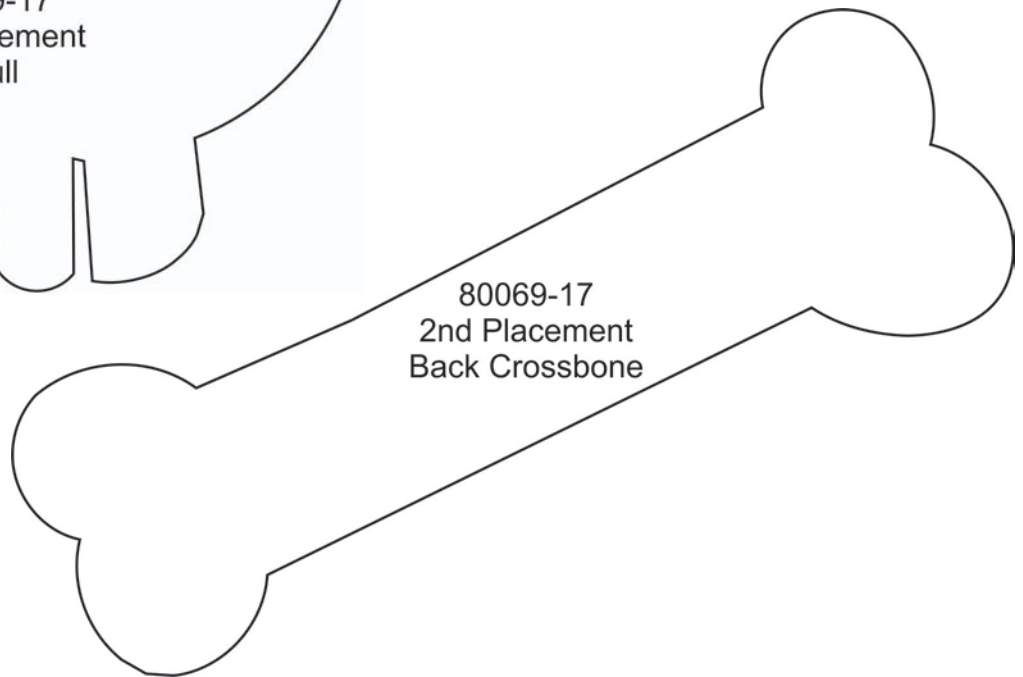
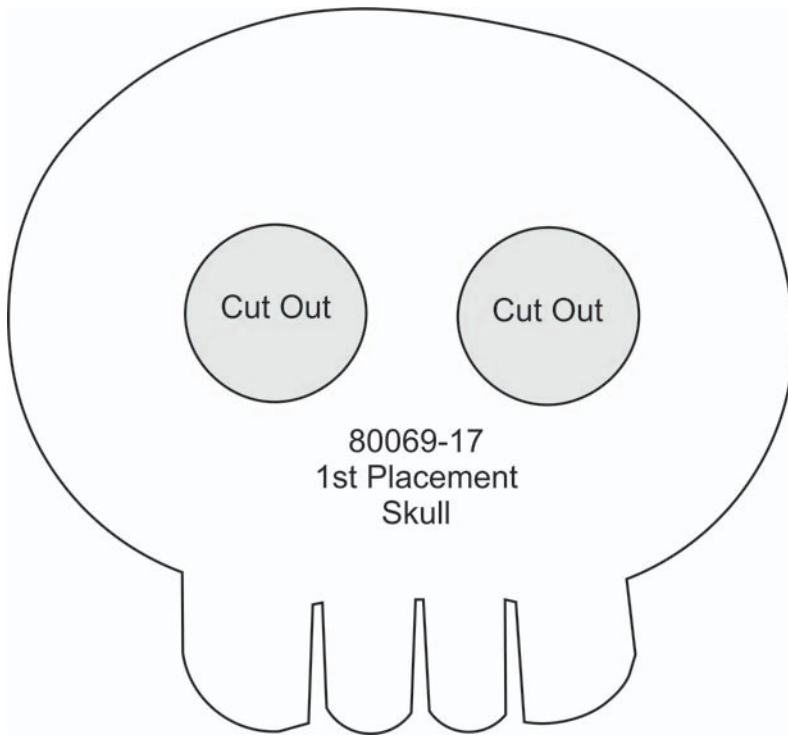


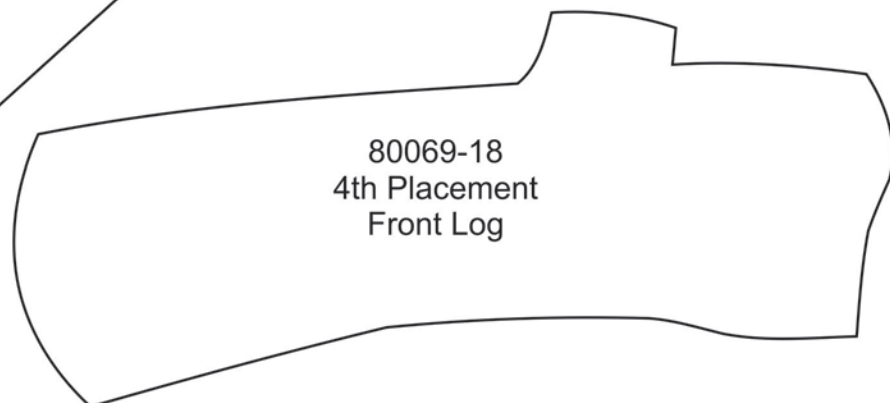
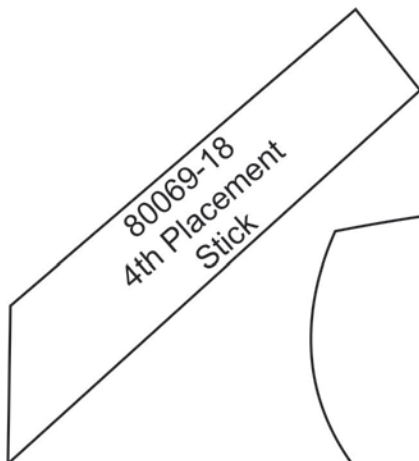
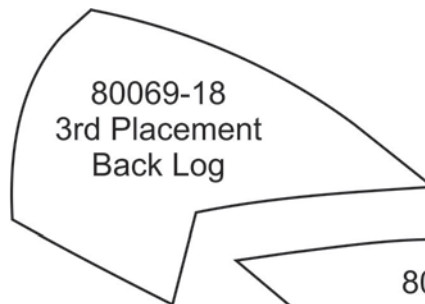

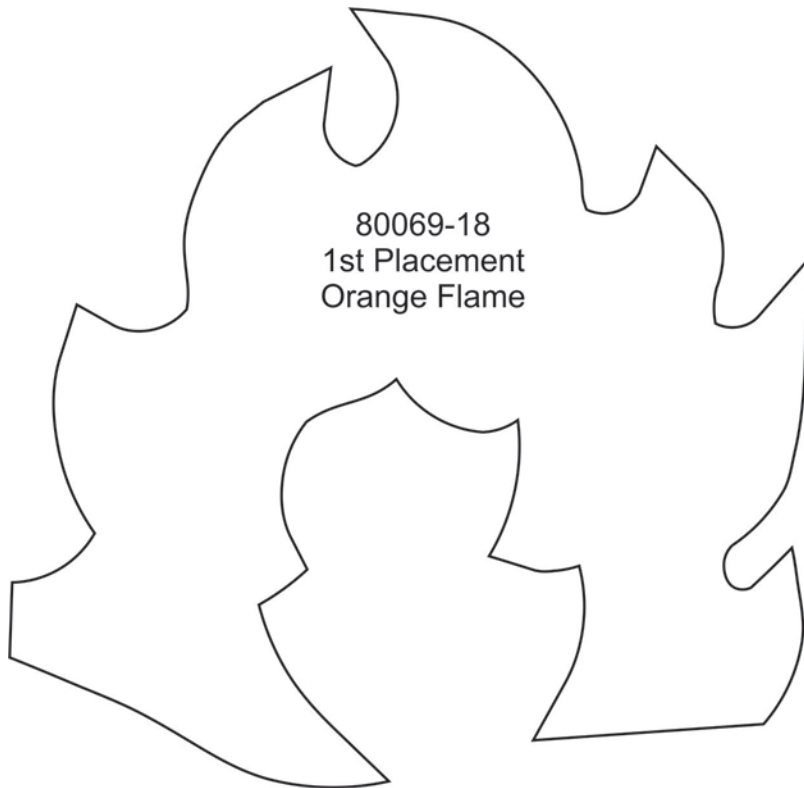
80069-13
2nd Placement
Banner

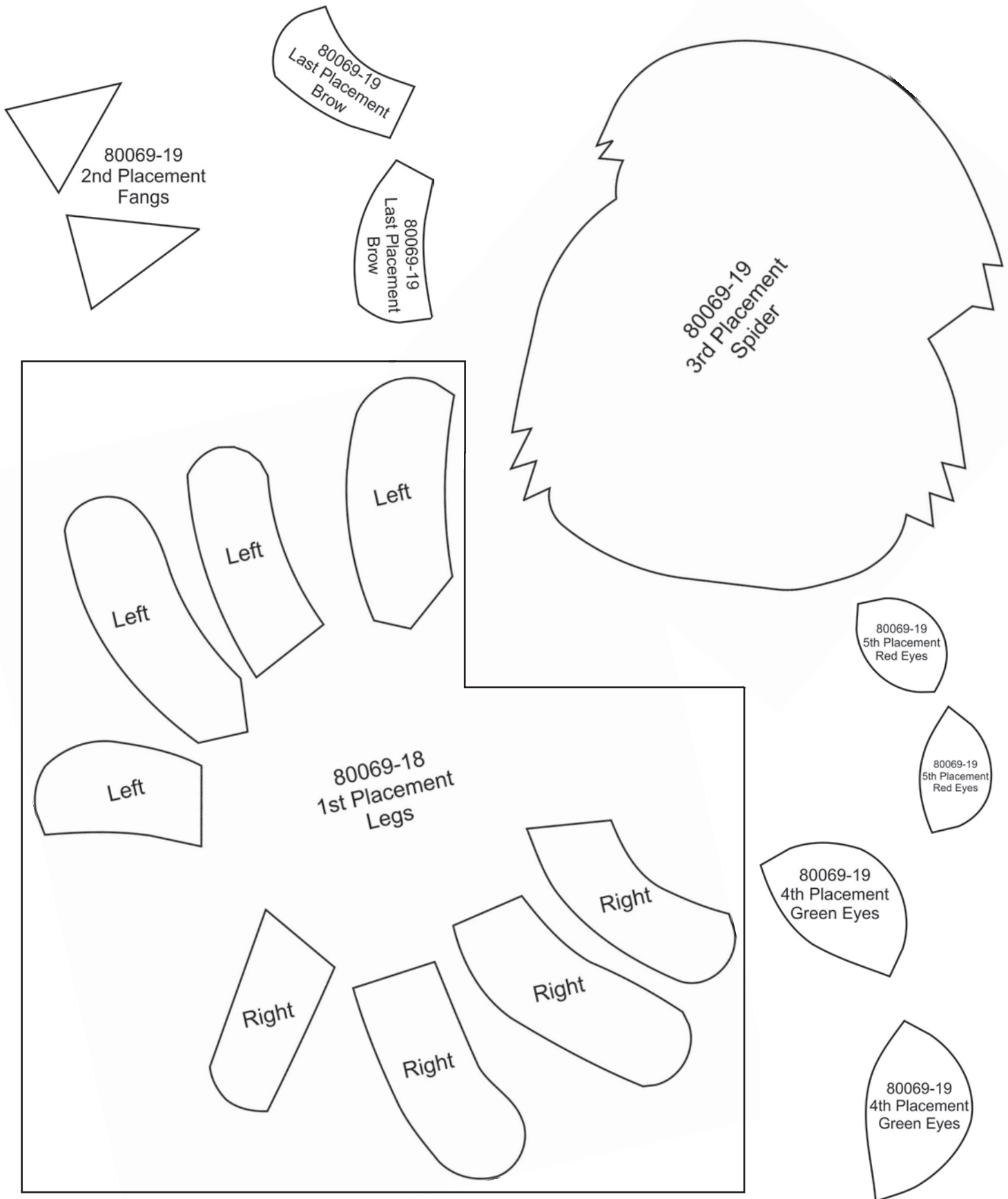


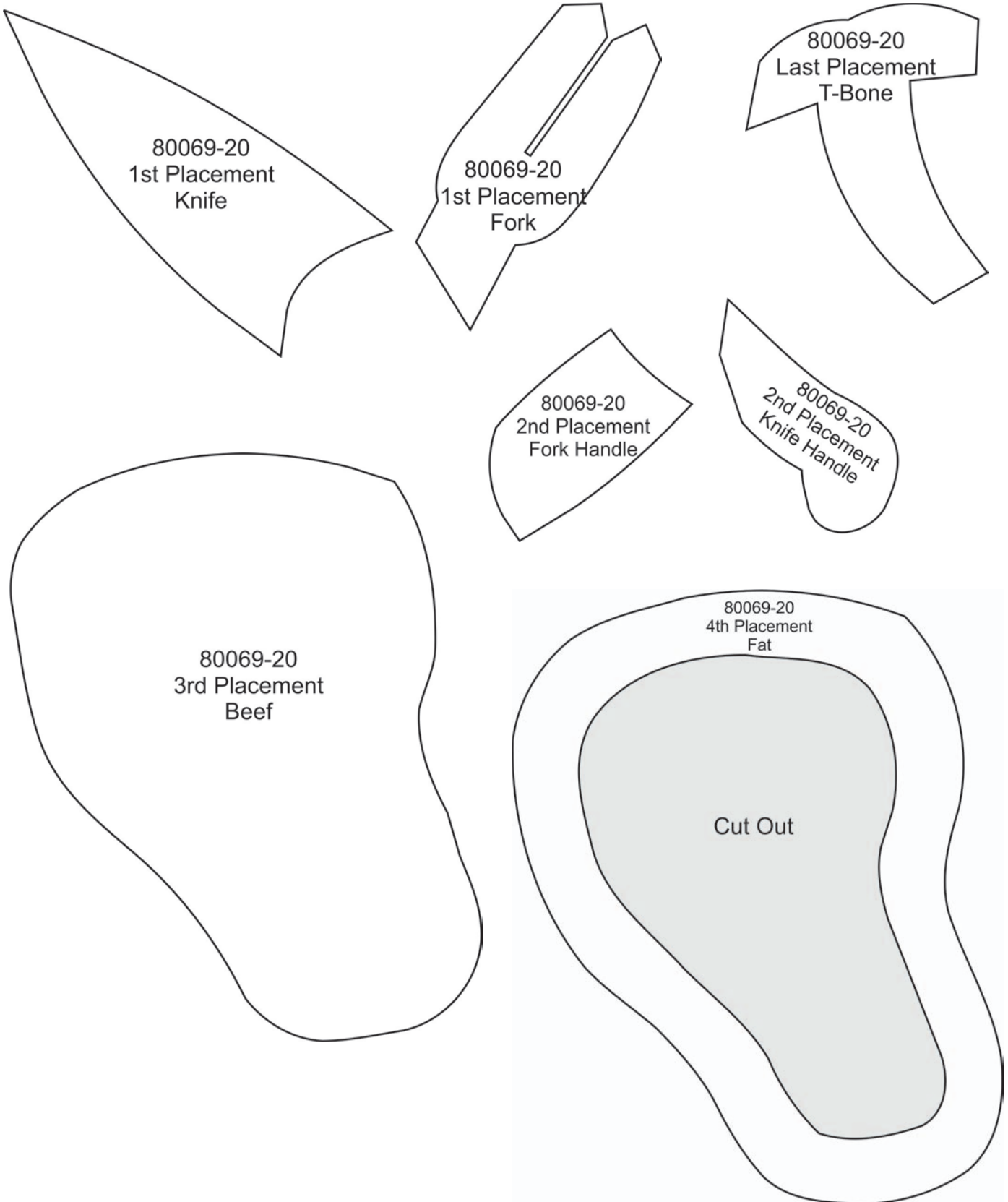


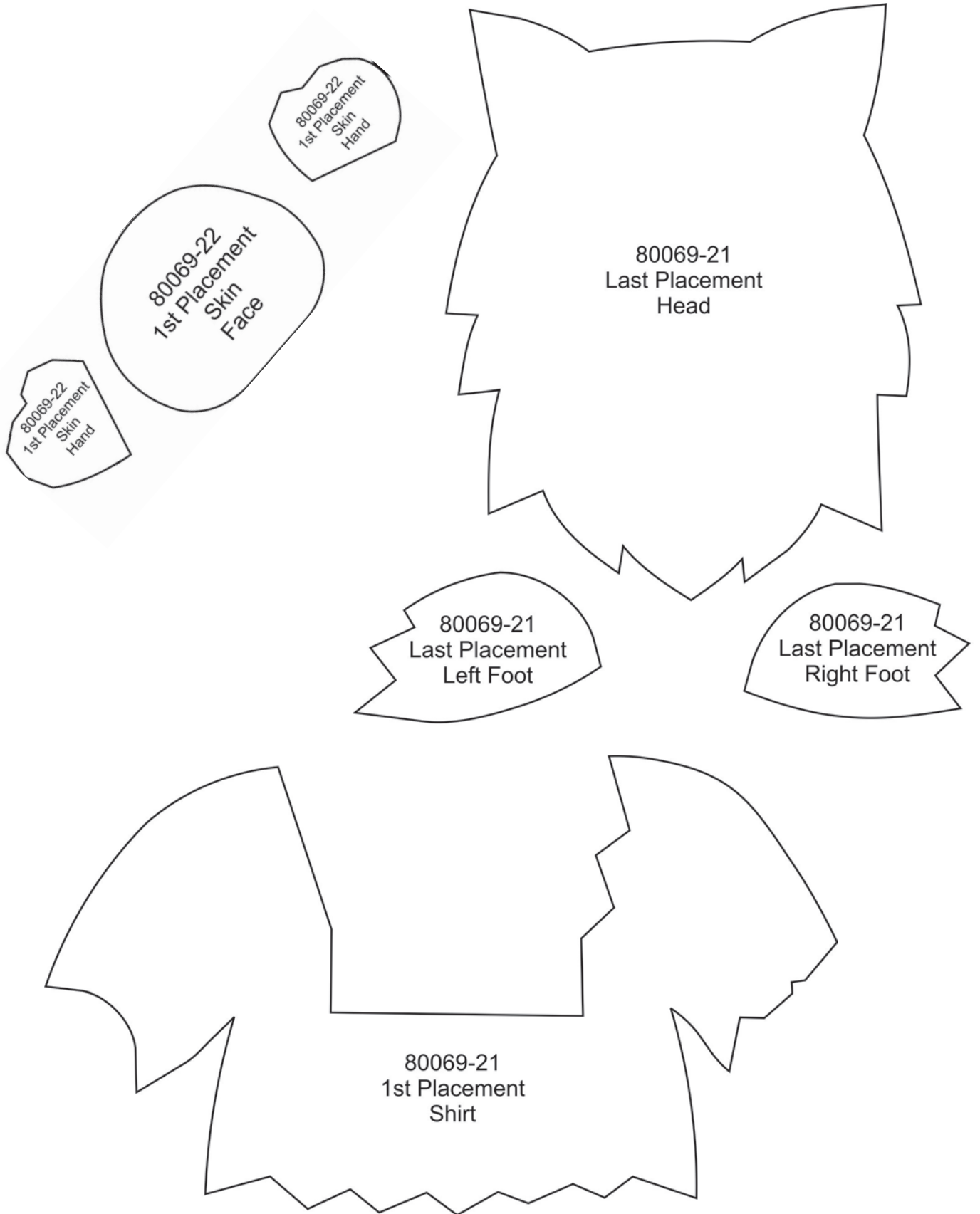


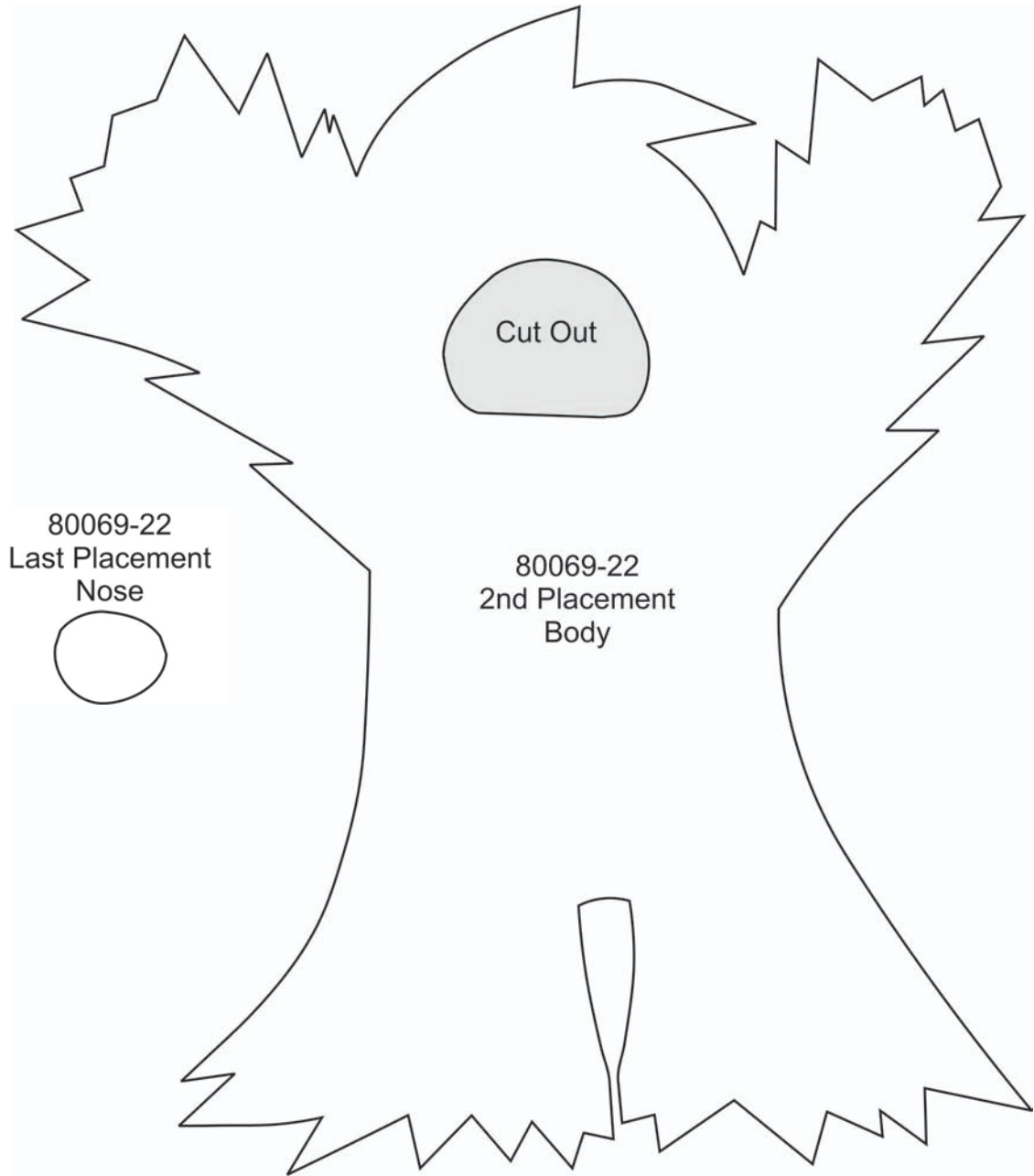










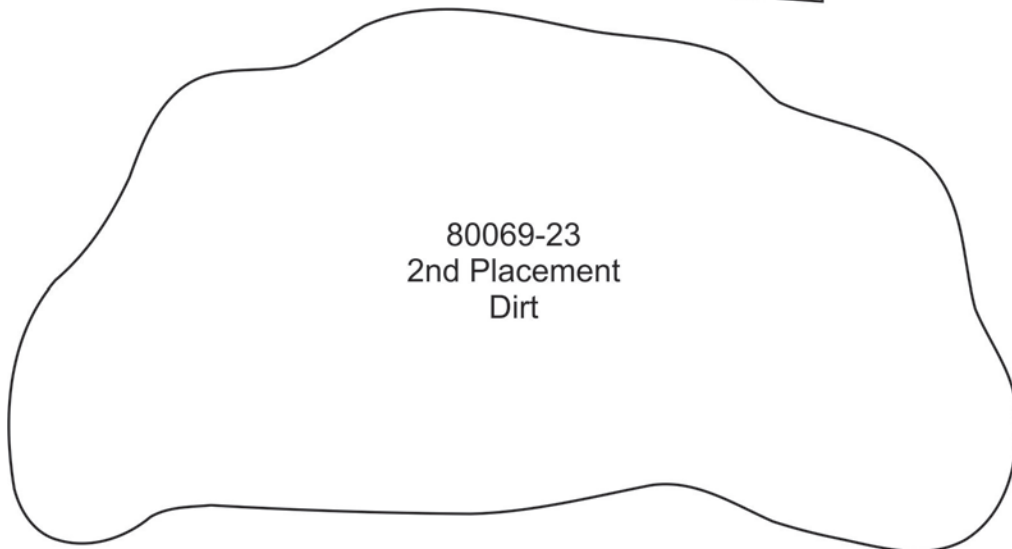




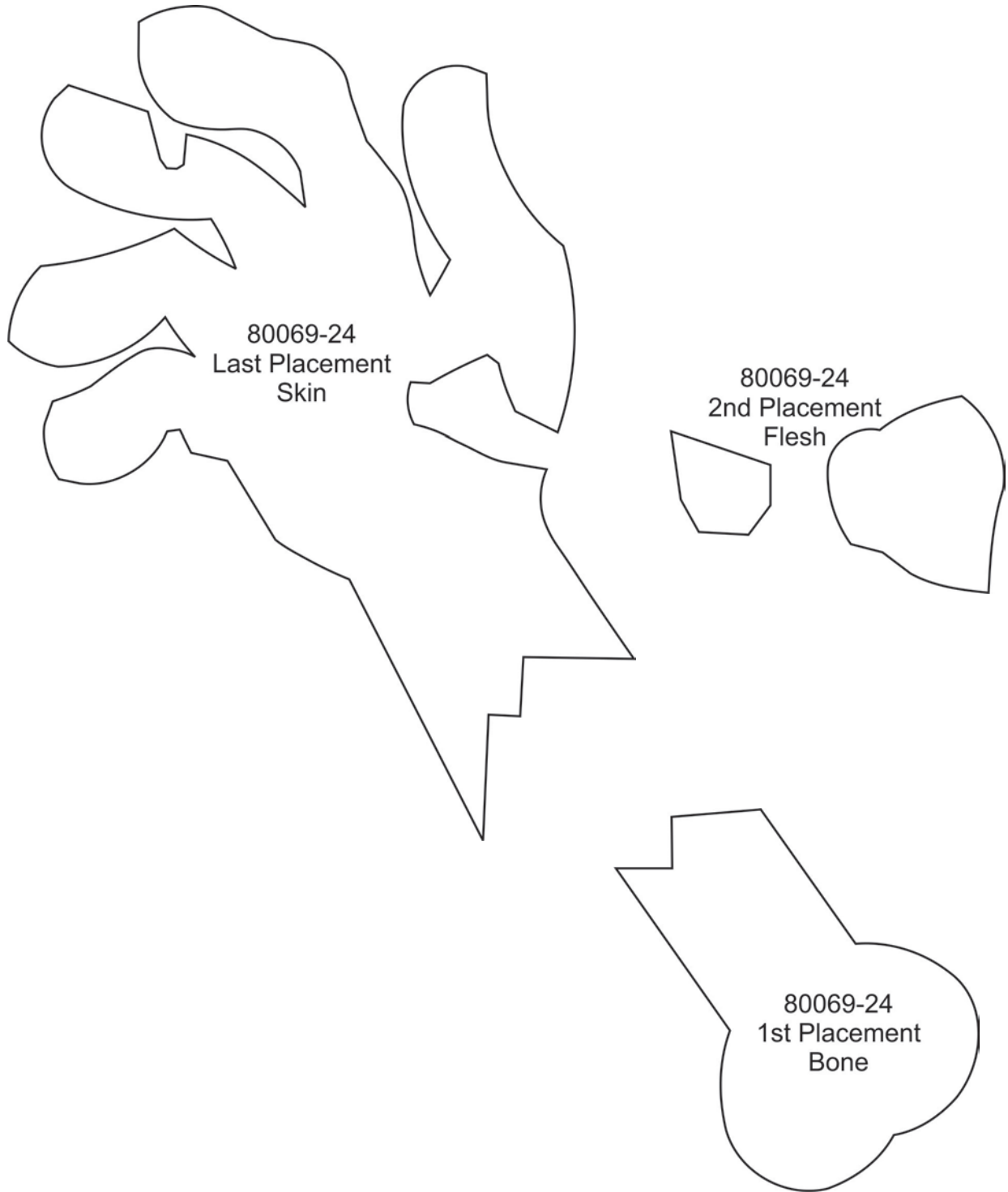
80069-23
Last Placement
Hand

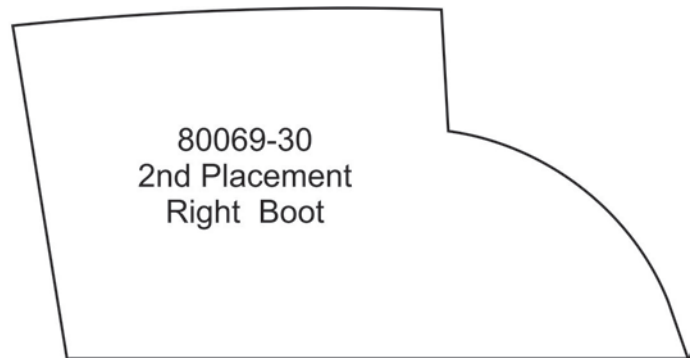
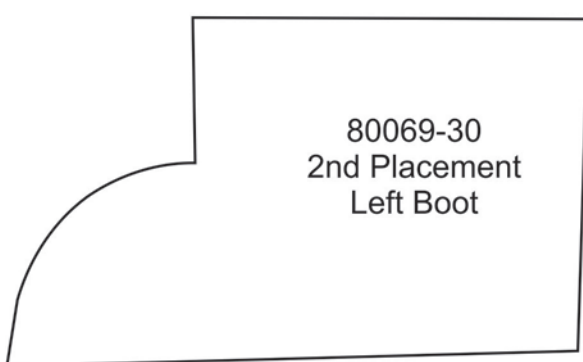
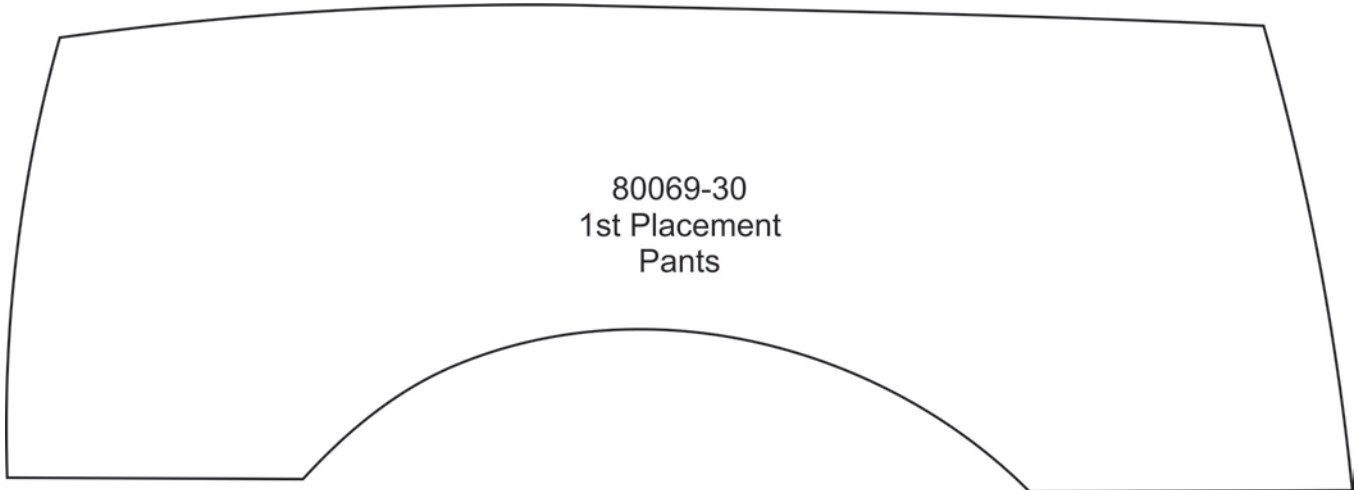
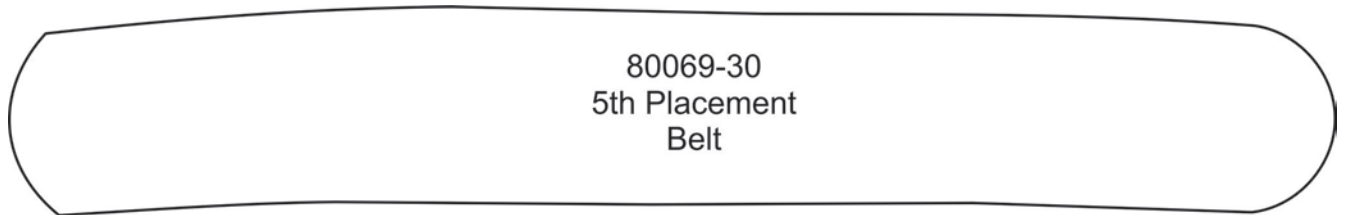
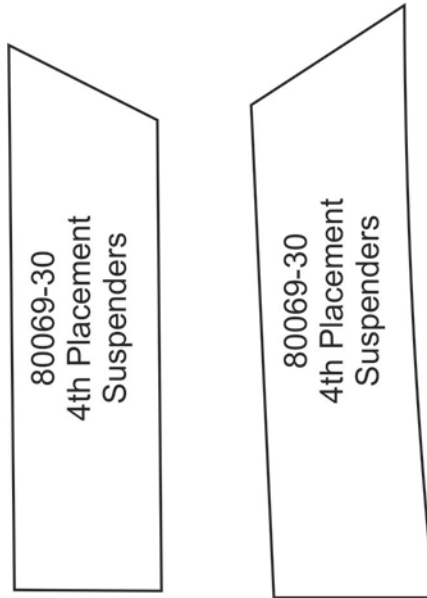


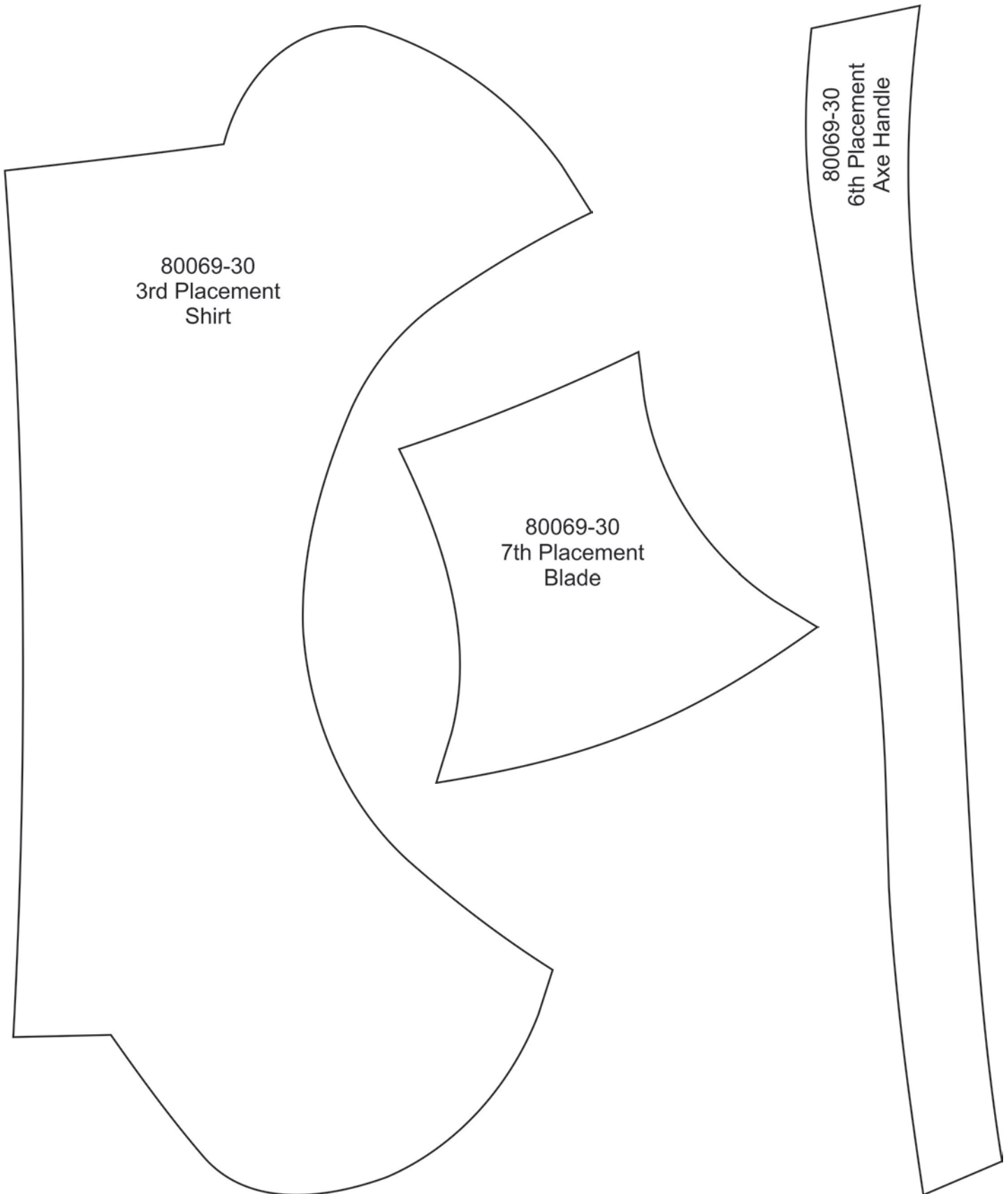
80069-23
1st Placement
Bone

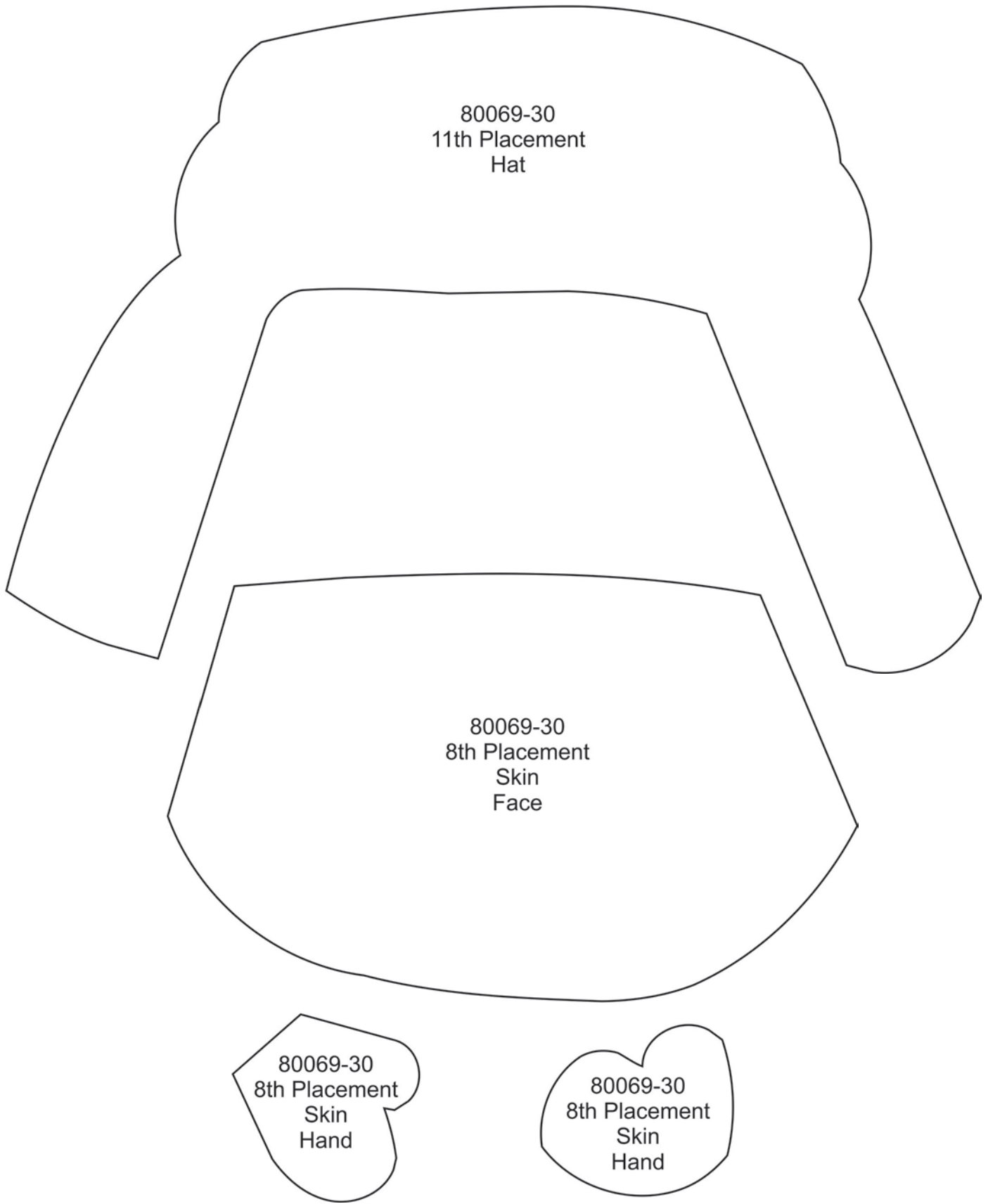


80069-23
2nd Placement
Dirt







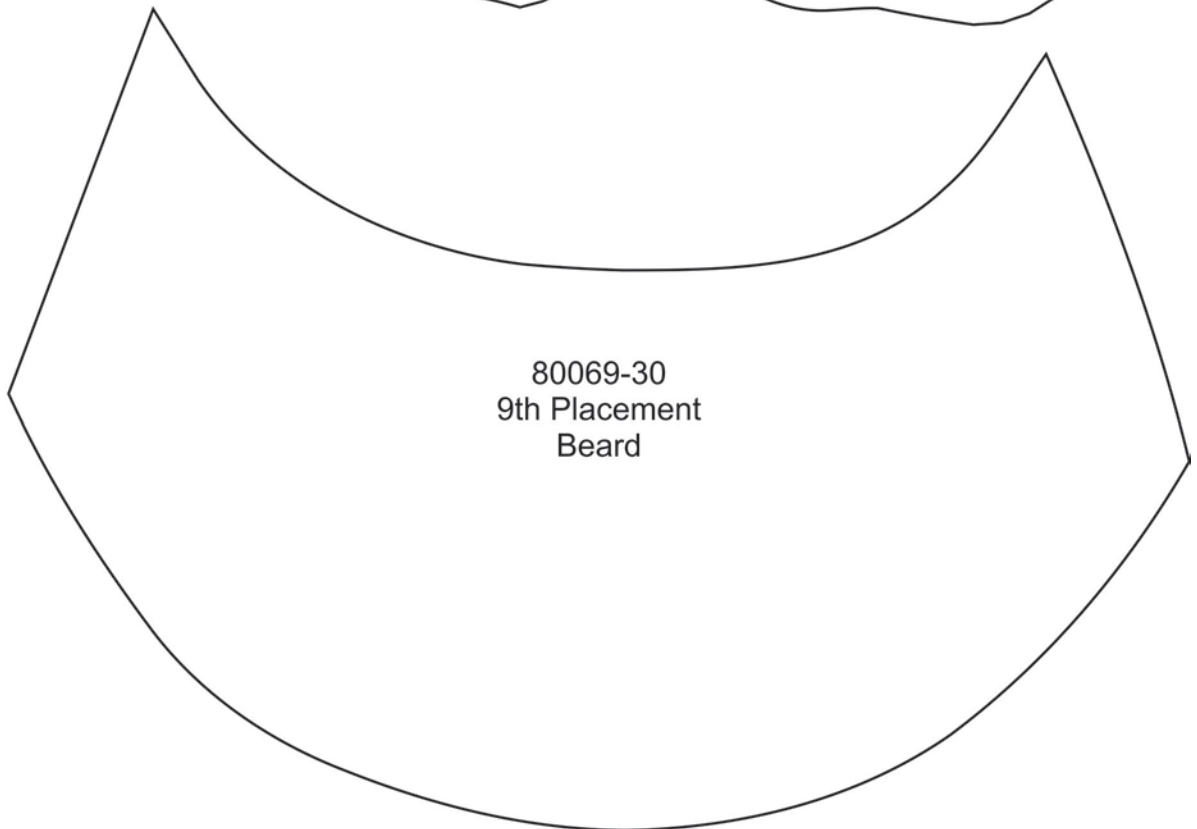
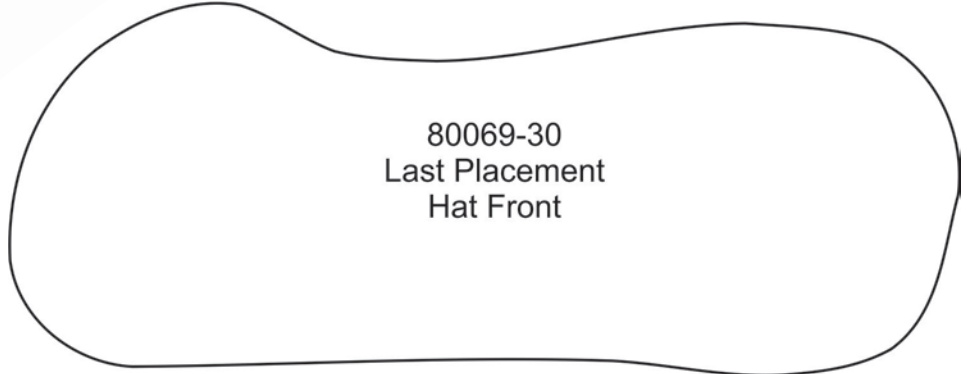
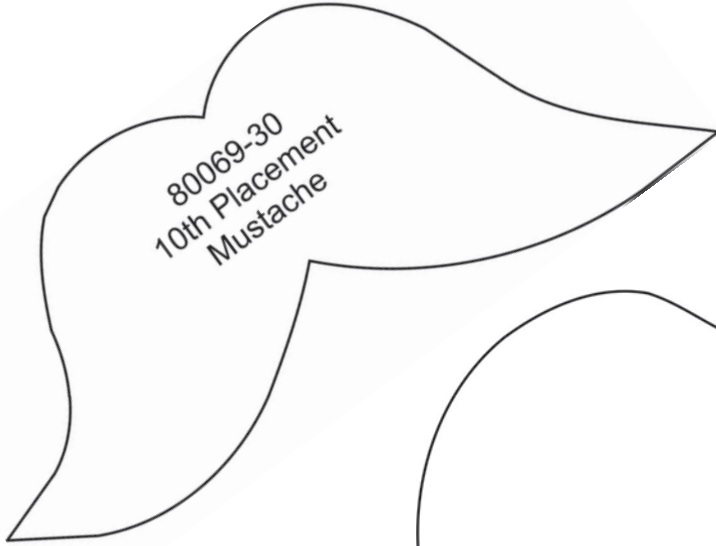



80069-30
11th Placement
Hat

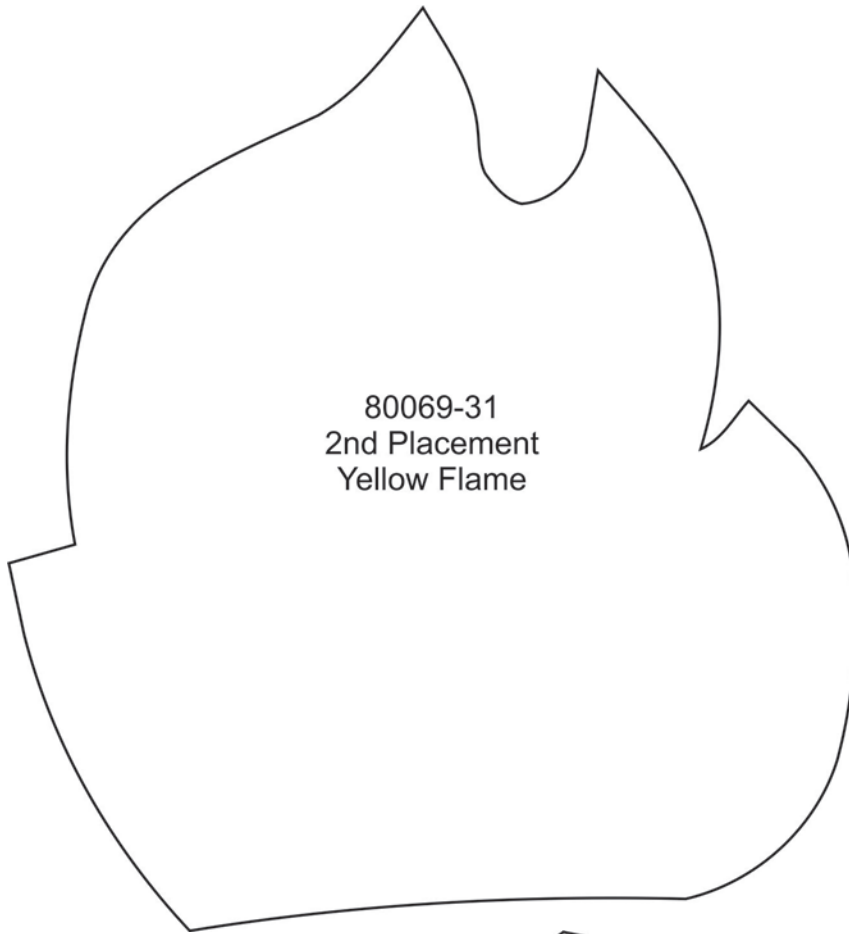
80069-30
8th Placement
Skin
Face

80069-30
8th Placement
Skin
Hand

80069-30
8th Placement
Skin
Hand



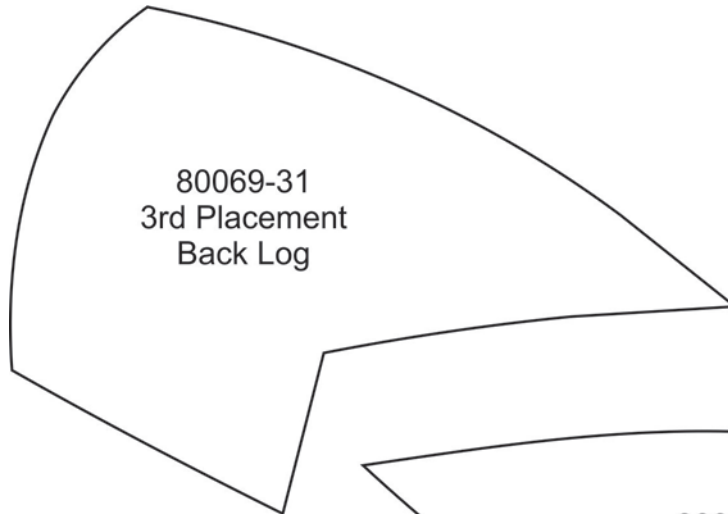




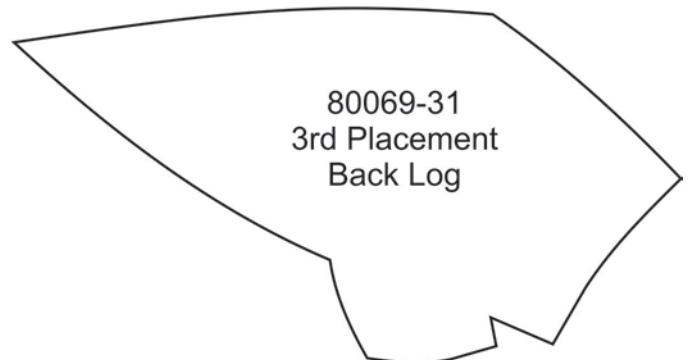
80069-31
2nd Placement
Yellow Flame



80069-31
5th Placement
Marshmallow



80069-31
3rd Placement
Back Log

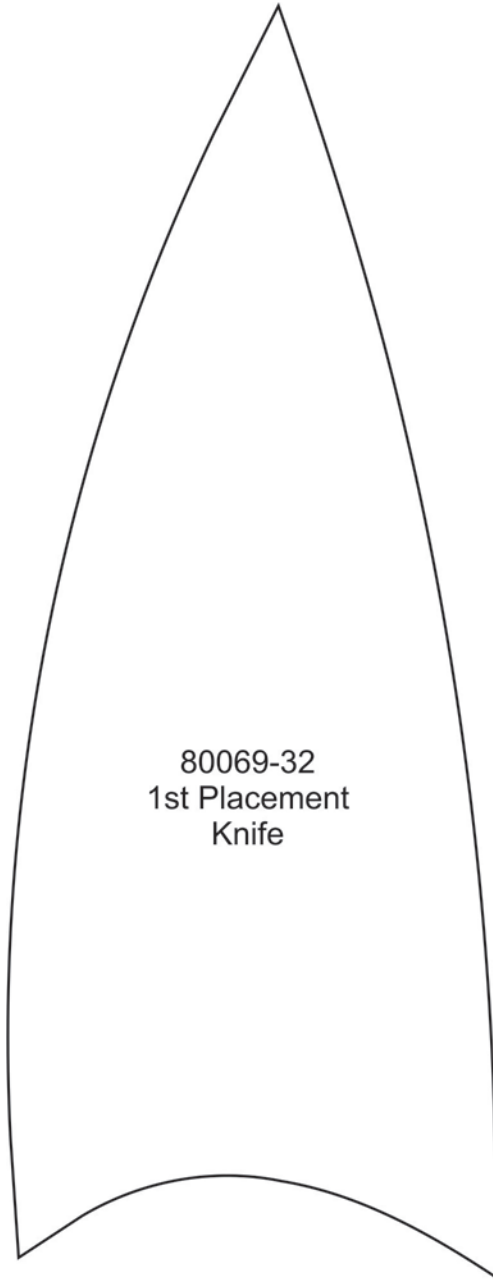


80069-31
3rd Placement
Back Log

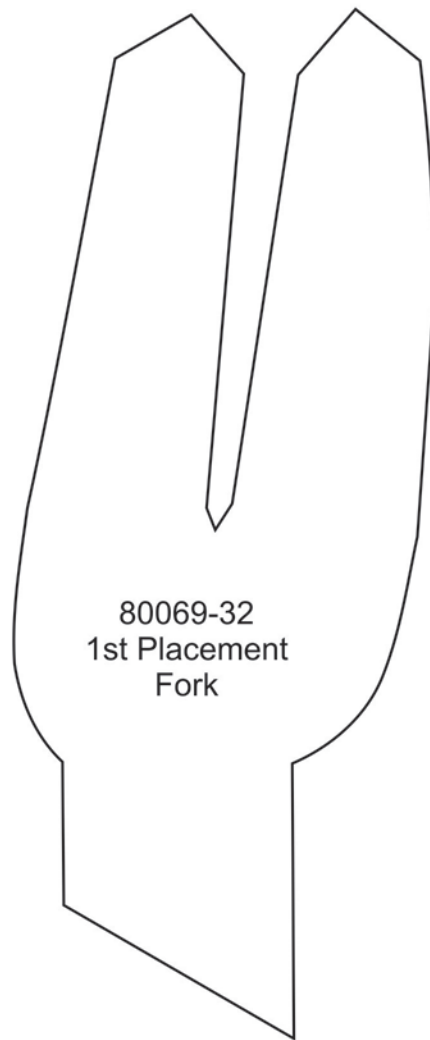


80069-31
Last Placement
Stick Tip

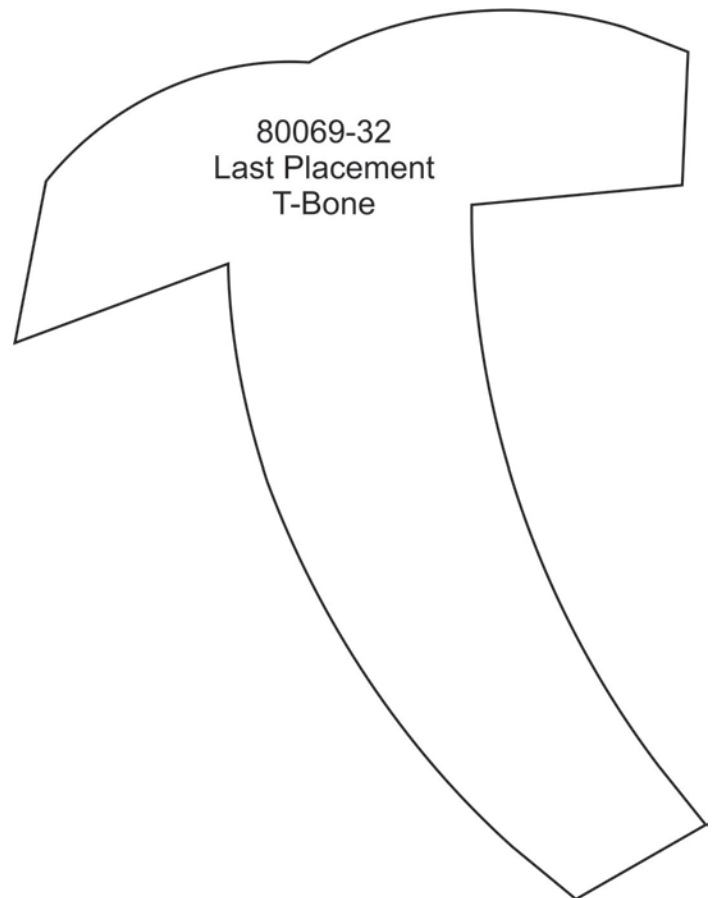
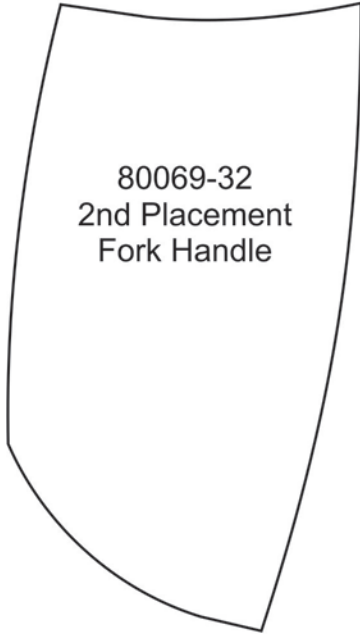


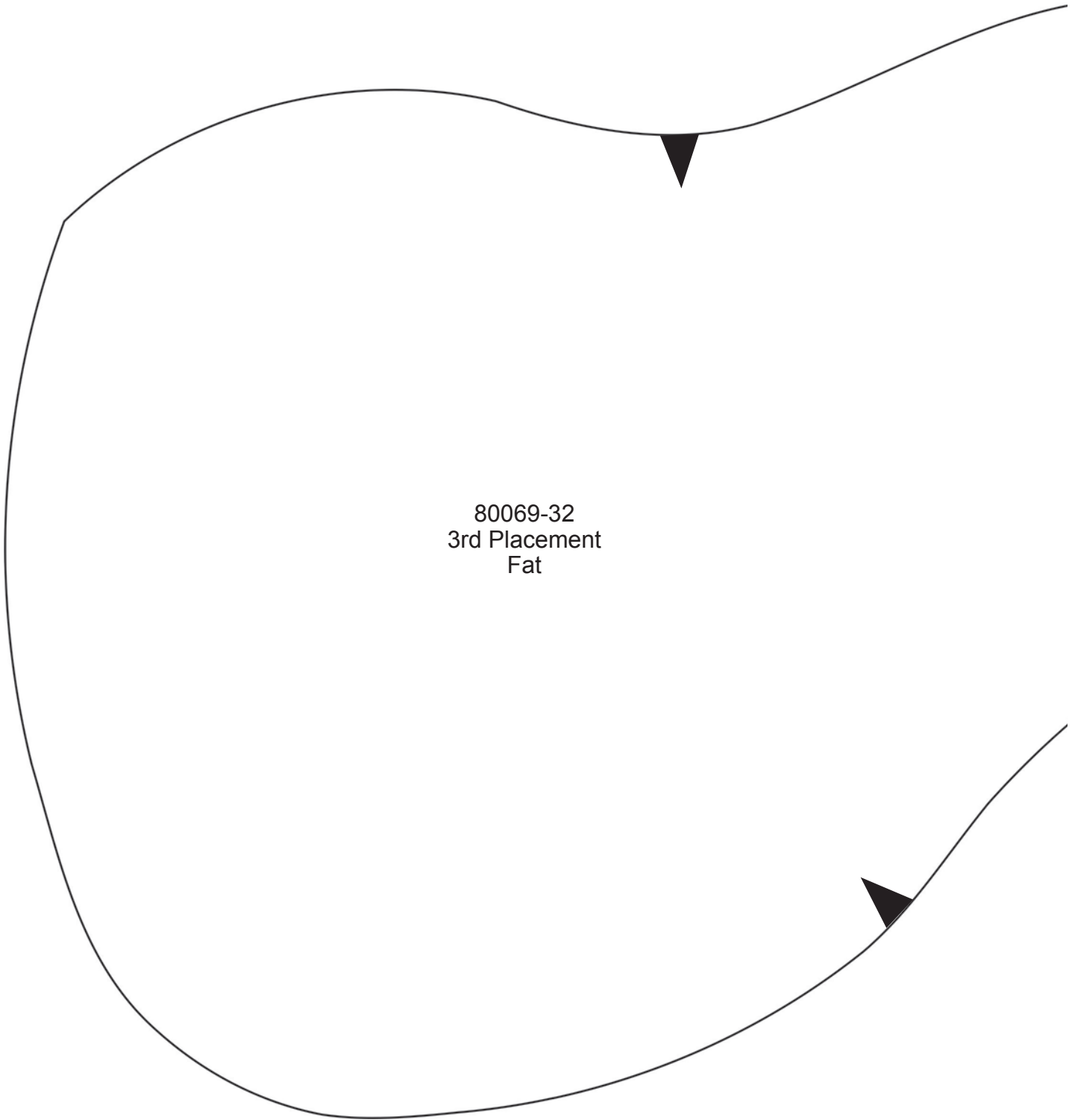


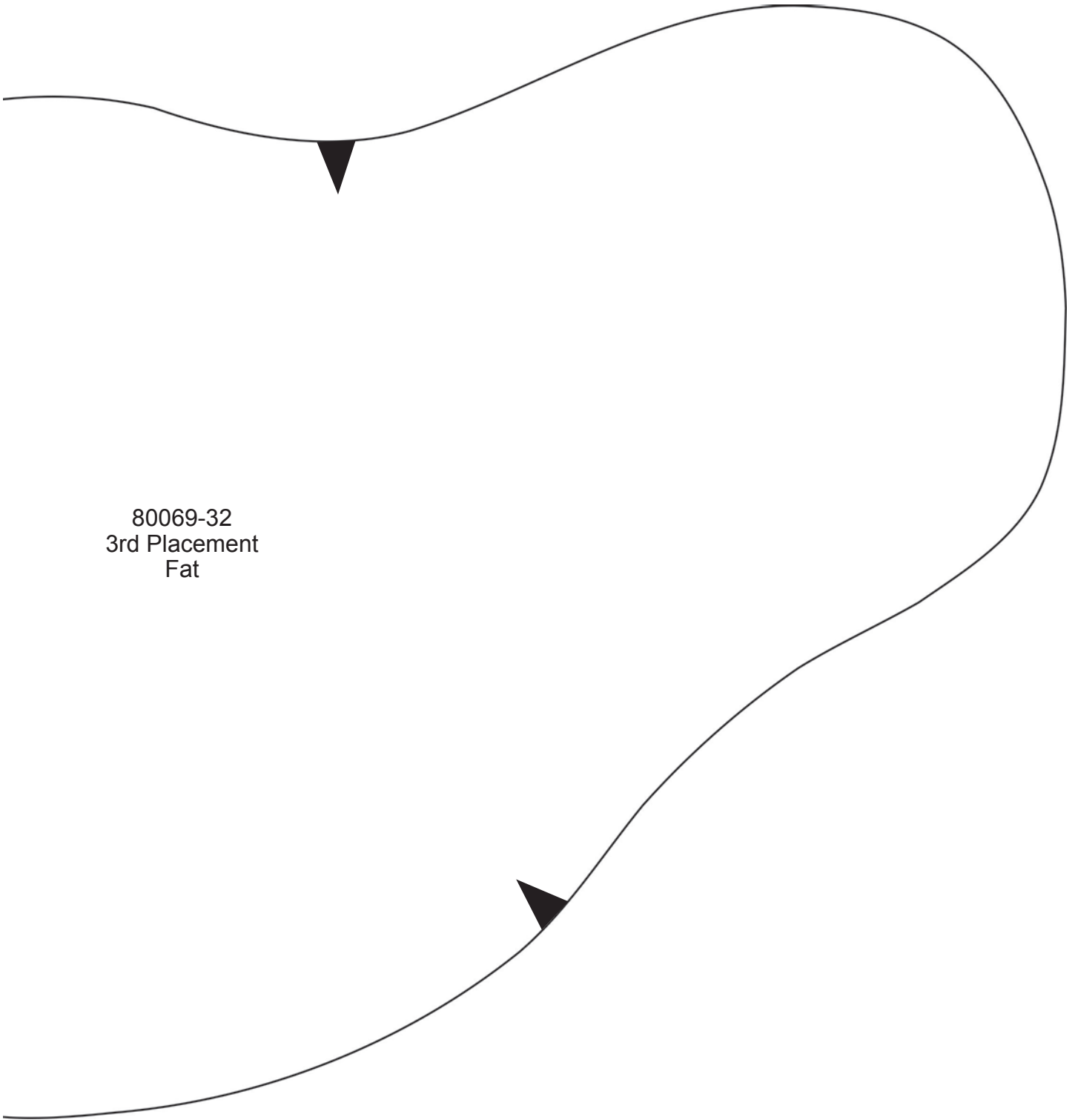
80069-32
1st Placement
Knife



80069-32
1st Placement
Fork



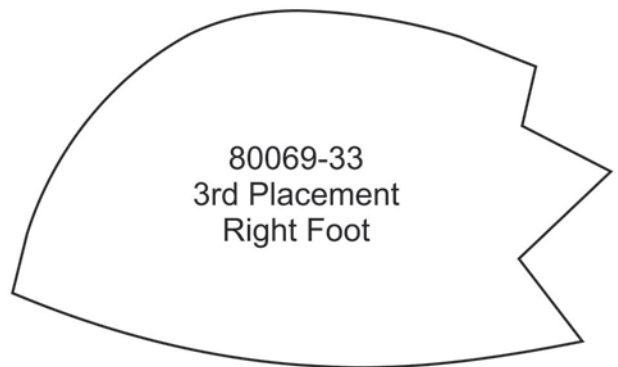
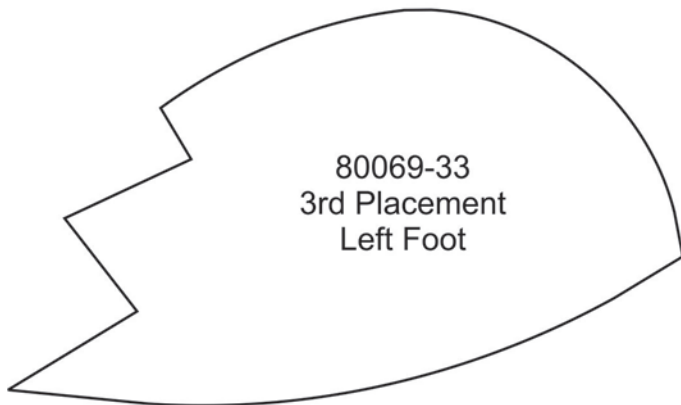
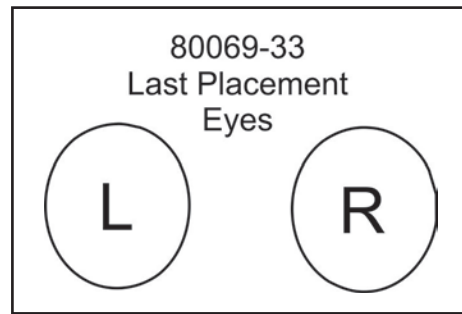
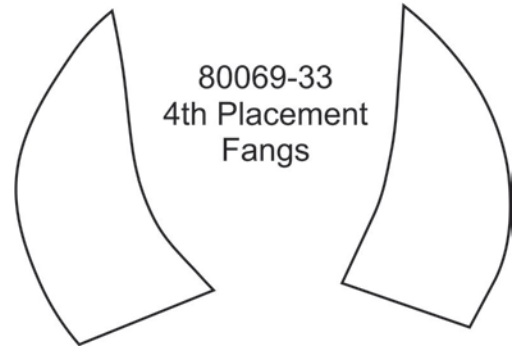
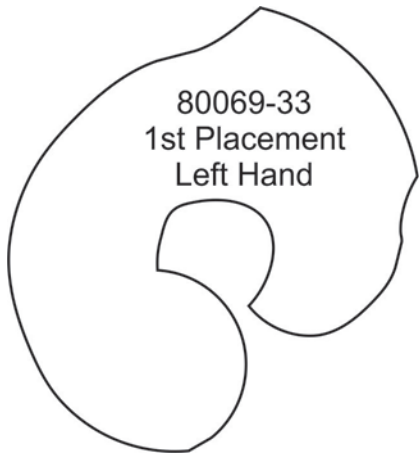


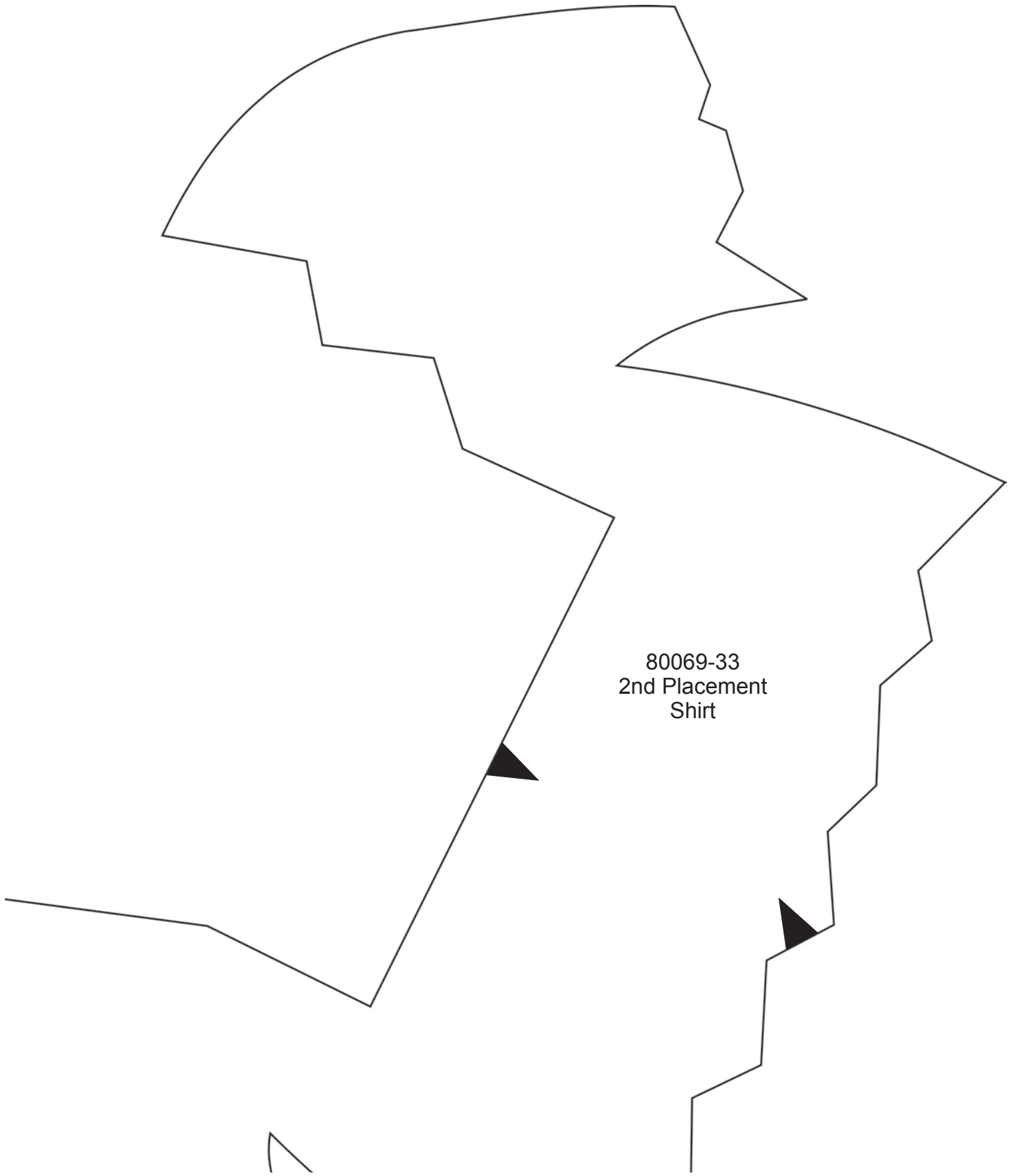


80069-32
3rd Placement
Fat



80069-32
4th Placement
Beef





80069-33
2nd Placement
Shirt



