


Fast Forward Quilt-Along Month 6

A modern quilt by Amanda Murphy for BERNINA.



AMANDA *AM* MURPHY

Fabric B Channel Fill

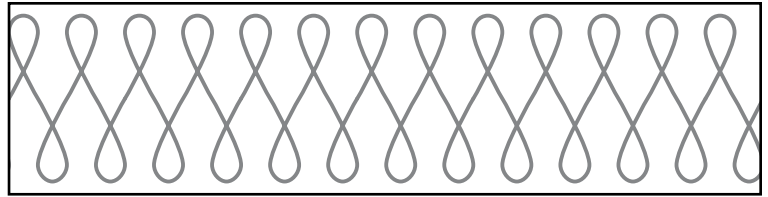
Fill the **Fabric B** channels with a simple fishbone motif.

Fabric A Background


In the **Fabric A Background** area quilt a free-motion pattern of your choice. I used an open-petal pattern as shown on the right, and I quilted it from the left side of the quilt to the right to emphasize the upward movement of the zigzag once the quilt is removed from the frame.

Binding

Join the 2-1/4" wide binding strips into 1 continuous piece for binding. Press, folding in half lengthwise. Join the binding to quilt on the front, hand stitching to the back to secure.



Fishbone Channel Fill



Open Petals Fill (quilted from left to right)